




## Personal Systems Products Computer Industry

### Expansion Connectors

#### Standard Edge II Series Connectors — .100 [2.54] Centerlines



##### Material and Finish:

**Housing** — Glass-filled polyester, black  
**Contacts** — Phosphor bronze, duplex  
plated gold in contact area, tin-lead on  
solder tails

#### ISA (Industry Standard Architecture) With Vertical Solder Posts - 98 Positions



Solder Posts

##### Product Facts:

- High reliability and economy
- Selective gold plating of contacts for high performance at low cost
- For flow solder applications
- Accepts double-sided pc boards .054-.070 [1.27-1.78] thick

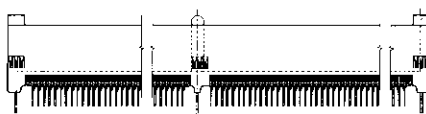
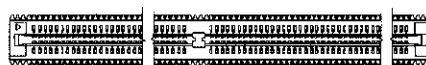
Contact Material	Contact Area Plating	Part Number
Brass	Gold Flash	440176-1
Phosphor Bronze	Gold Flash	440176-2
Phosphor Bronze	Gold Flash/Palladium-Ni	440176-3
Phosphor Bronze	Gold Flash	440176-4

#### High Speed Standard Edge Connectors



##### Material and Finish:

**Housing** — Polyphenylene sulfide, brown  
**Contacts** — Phosphor bronze, duplex  
plated .000030 [0.00076] min. gold in  
contact area, .000100 [0.00254] min.  
tin-lead on solder tails, all over .000050  
[0.00127] min. nickel underplating



With 3 Metal Holddowns (Style A)



With 1 Metal Holddown and 2 Plastic Pylons (Style B)

##### Product Facts:

- 1:1 signal to ground ratio
- Designed for signal transmissions with rise and fall times of 0.5 nanoseconds or greater
- 40 signal/ground pairs per linear inch
- Less than 10 picosecond skew
- Propagation delay is typically 75 picoseconds from motherboard to daughtercard at the top of the connector
- 43 ohm impedance
- Multiple simultaneous switching:  
7% max. @ 0.5 ns  
5% max. @ 1.0 ns
- Staggered contact heights minimize mating force

No. of Dual Pos.	Solder Tail Length	Housing Style	Part Numbers	
			Through Hole	Surface Mount
73	.100 [2.54]	A	3-145090-7	145064-1
73	.090-.110 [2.29-2.79]	A	145236-2	-
90	.100 [2.54]	A	1 145090-7	-
100	.115-.135 [2.92-3.43]	B	145244-1	-
110	.100 [2.54]	A	2-145090-5	-
110	.090-.110 [2.29-2.79]	A	145236-1	-
120	.100 [2.54]	A	2-145090-9	-

**Note:**  
BLUE part numbers indicate 2D  
geometry and 3D CAD models  
that are included on CD-ROM.