

**NOTICE OF PROPRIETARY PROPERTY**  
THE INFORMATION CONTAINED HEREIN IS THE PROPRIETARY PROPERTY OF APPLE COMPUTER, INC. THE POSSESSOR AGREES TO THE FOLLOWING:  
(I) TO MAINTAIN THE DOCUMENT IN CONFIDENCE  
(II) NOT TO REPRODUCE OR COPY IT  
(III) NOT TO REVEAL OR PUBLISH IT IN WHOLE OR PART



SIZE	DRAWING NUMBER	REV.
D	051-0577	B
SCALE	SHT 4 OF 27	
NONE		

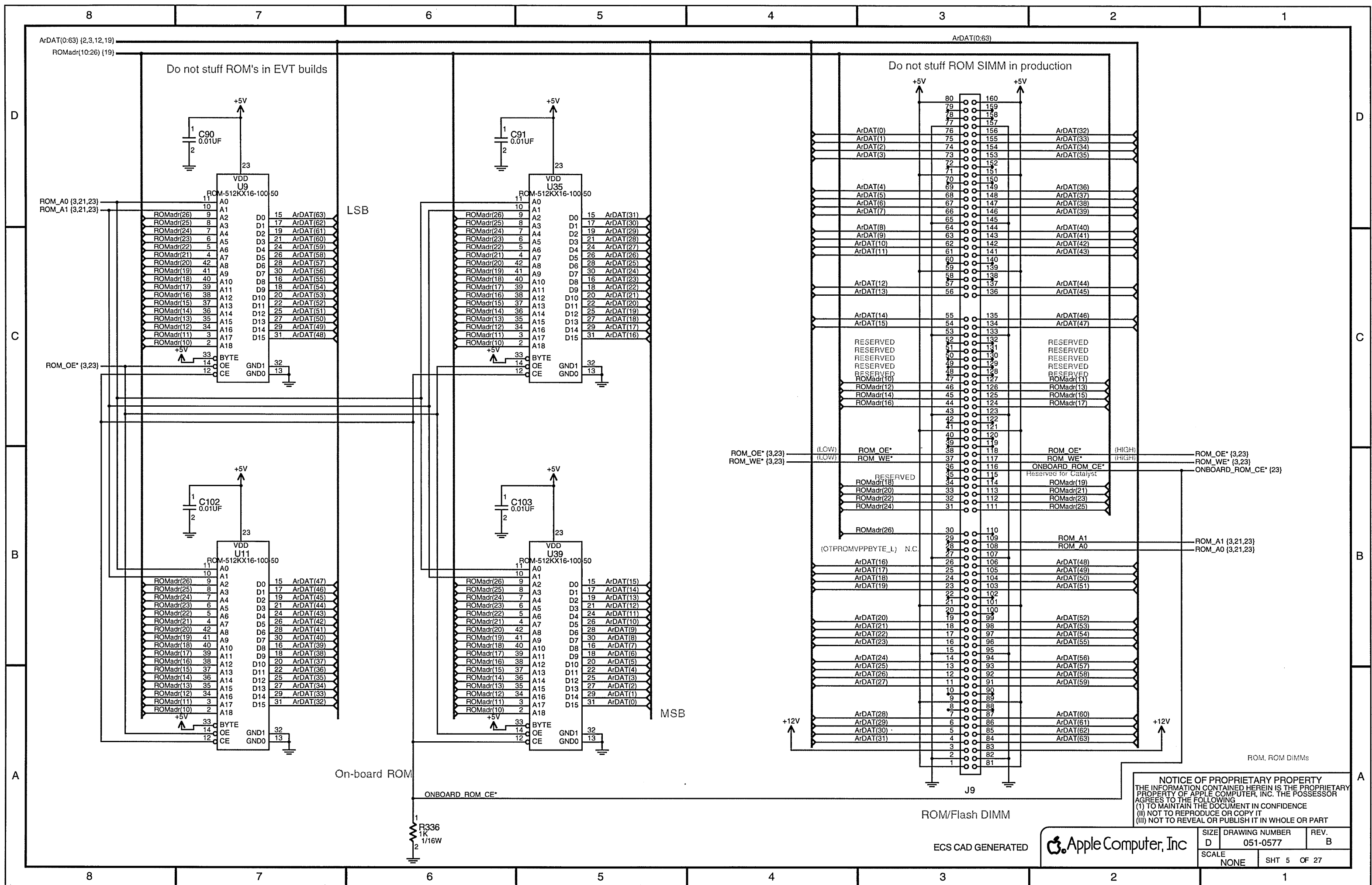
ECS CAD GENERATED

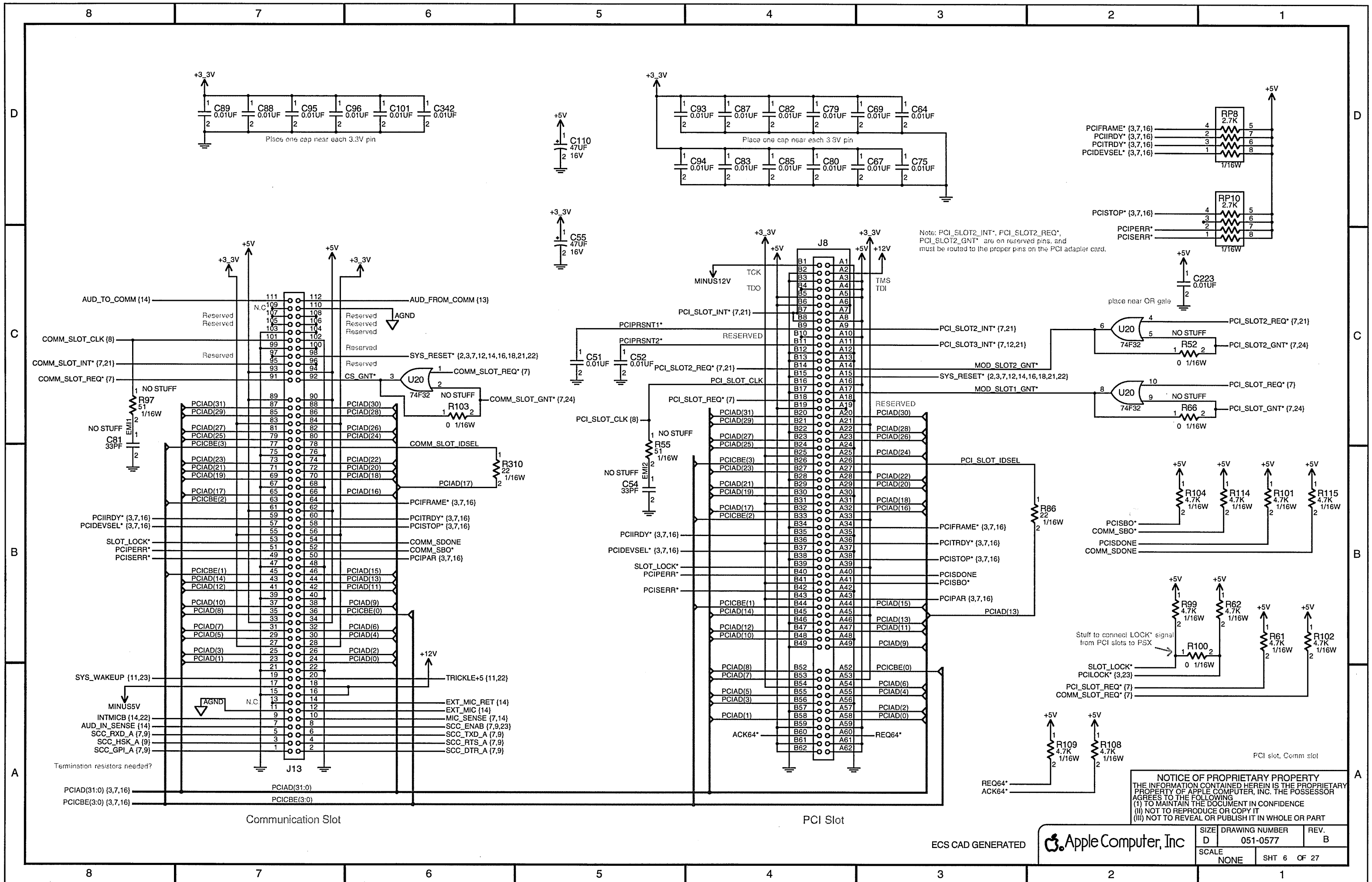
Place close to DRAM DIMM's

Route RASB\*(0) daisy chained to RAM's

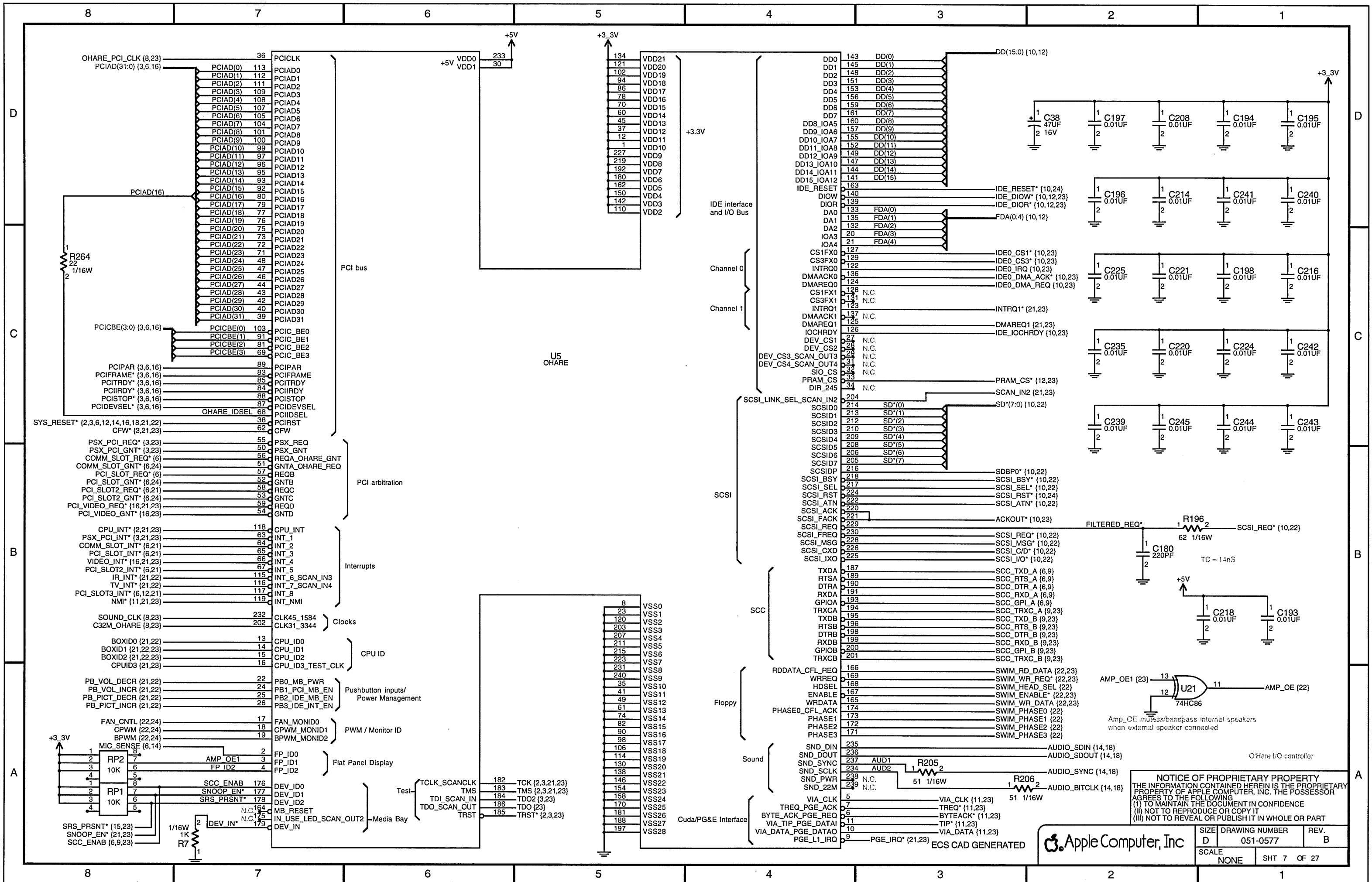
On-board DRAM

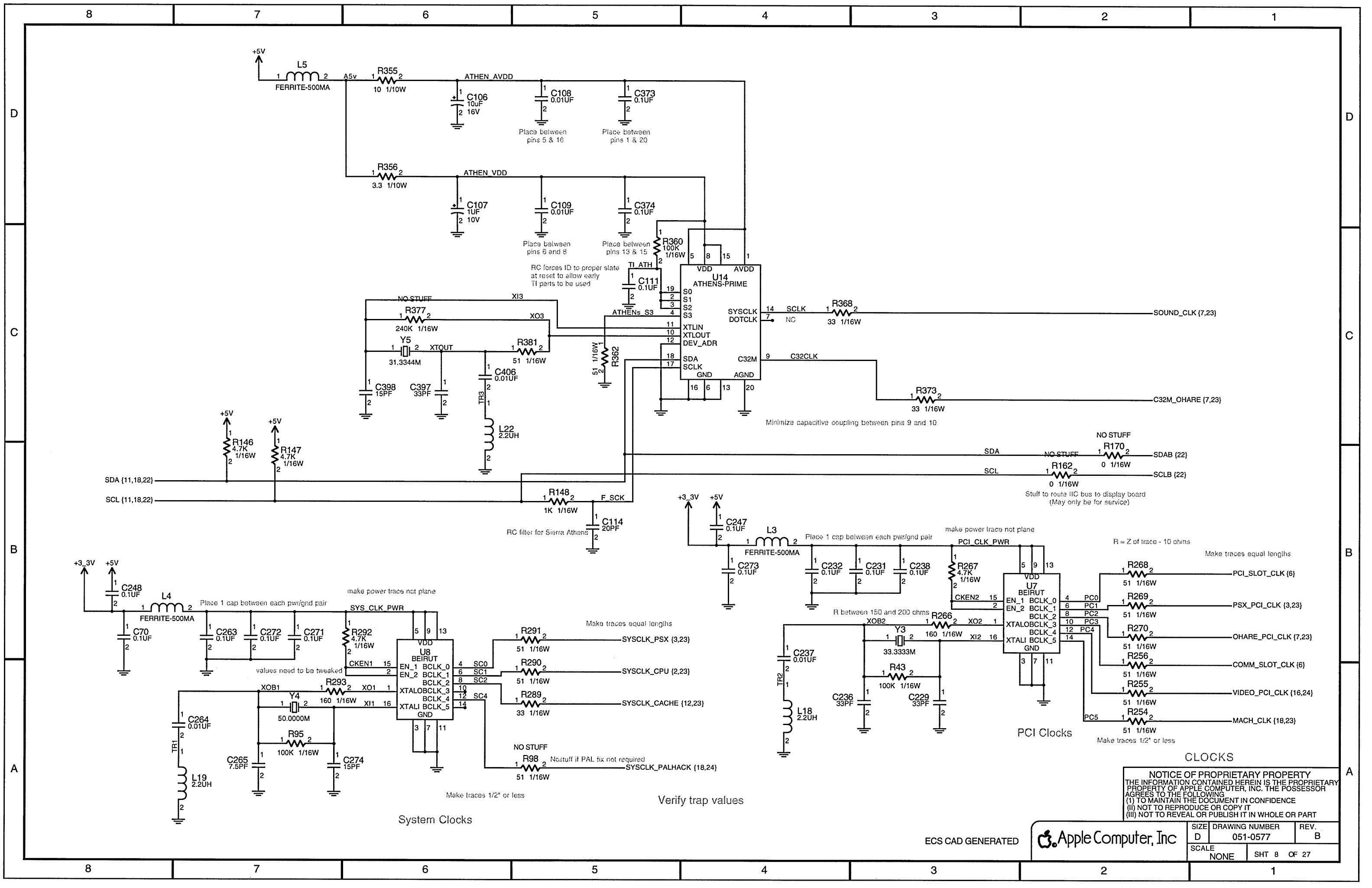
DRAM DIMM's











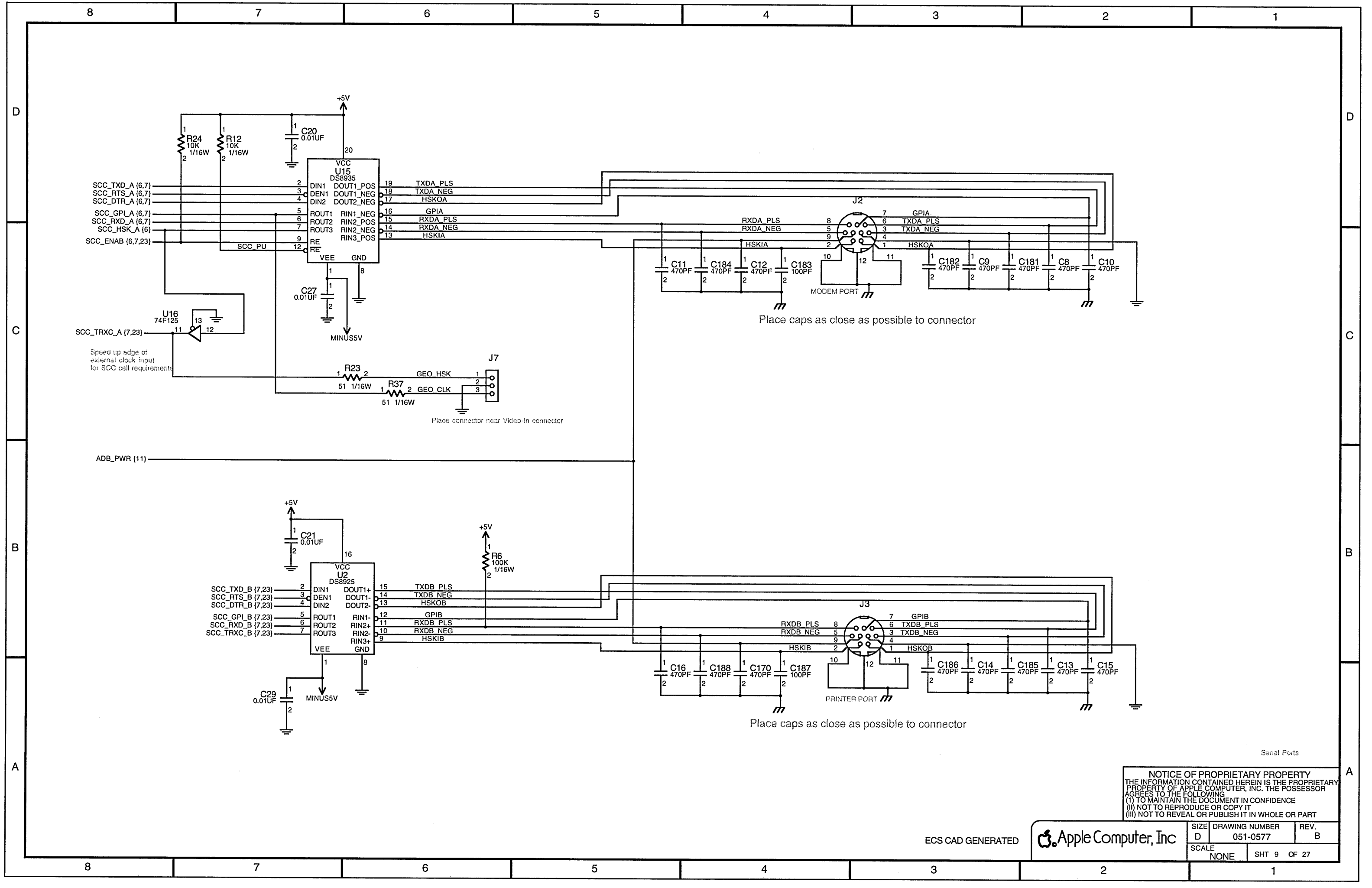
NOTICE OF PROPRIETARY PROPERTY  
THE INFORMATION CONTAINED HEREIN IS THE PROPRIETARY  
PROPERTY OF APPLE COMPUTER, INC. THE POSSESSOR  
AGREES TO THE FOLLOWING  
(i) TO MAINTAIN THE DOCUMENT IN CONFIDENCE  
(ii) NOT TO REPRODUCE OR COPY IT  
(iii) NOT TO REVEAL OR PUBLISH IT IN WHOLE OR PART

ECS CAD GENERATED

Apple Computer, Inc

SIZE	DRAWING NUMBER	REV.
D	051-0577	B
SCALE	SHT 8 OF 27	
NONE		





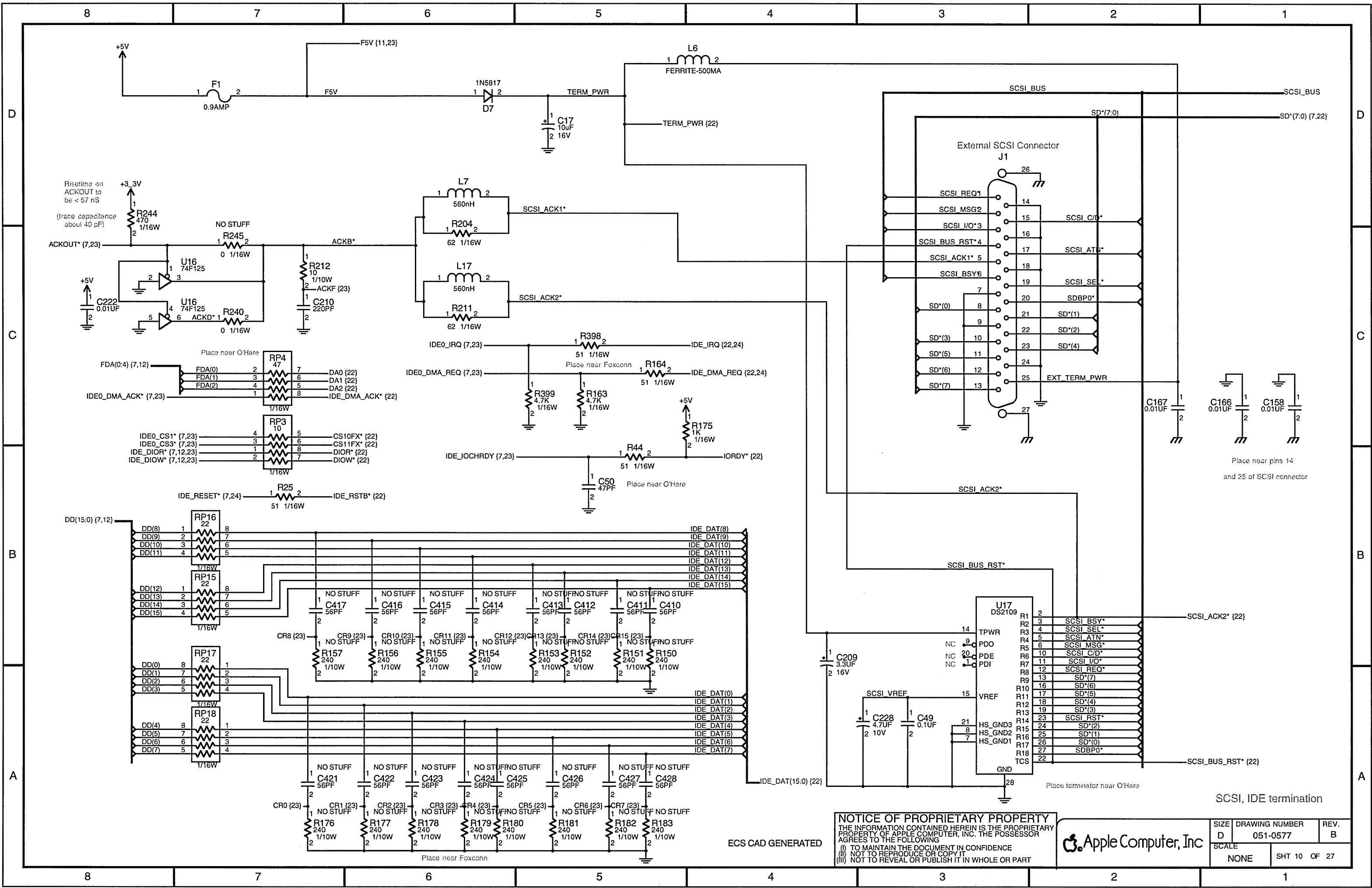
Serial Ports

NOTICE OF PROPRIETARY PROPERTY  
THE INFORMATION CONTAINED HEREIN IS THE PROPRIETARY  
PROPERTY OF APPLE COMPUTER, INC. THE POSSESSOR  
AGREES TO THE FOLLOWING  
(I) TO MAINTAIN THE DOCUMENT IN CONFIDENCE  
(II) NOT TO REPRODUCE OR COPY IT  
(III) NOT TO REVEAL OR PUBLISH IT IN WHOLE OR PART

ECS CAD GENERATED

Apple Computer, Inc

SIZE	DRAWING NUMBER	REV.
D	051-0577	B
SCALE	SHT 9 OF 27	
NONE		

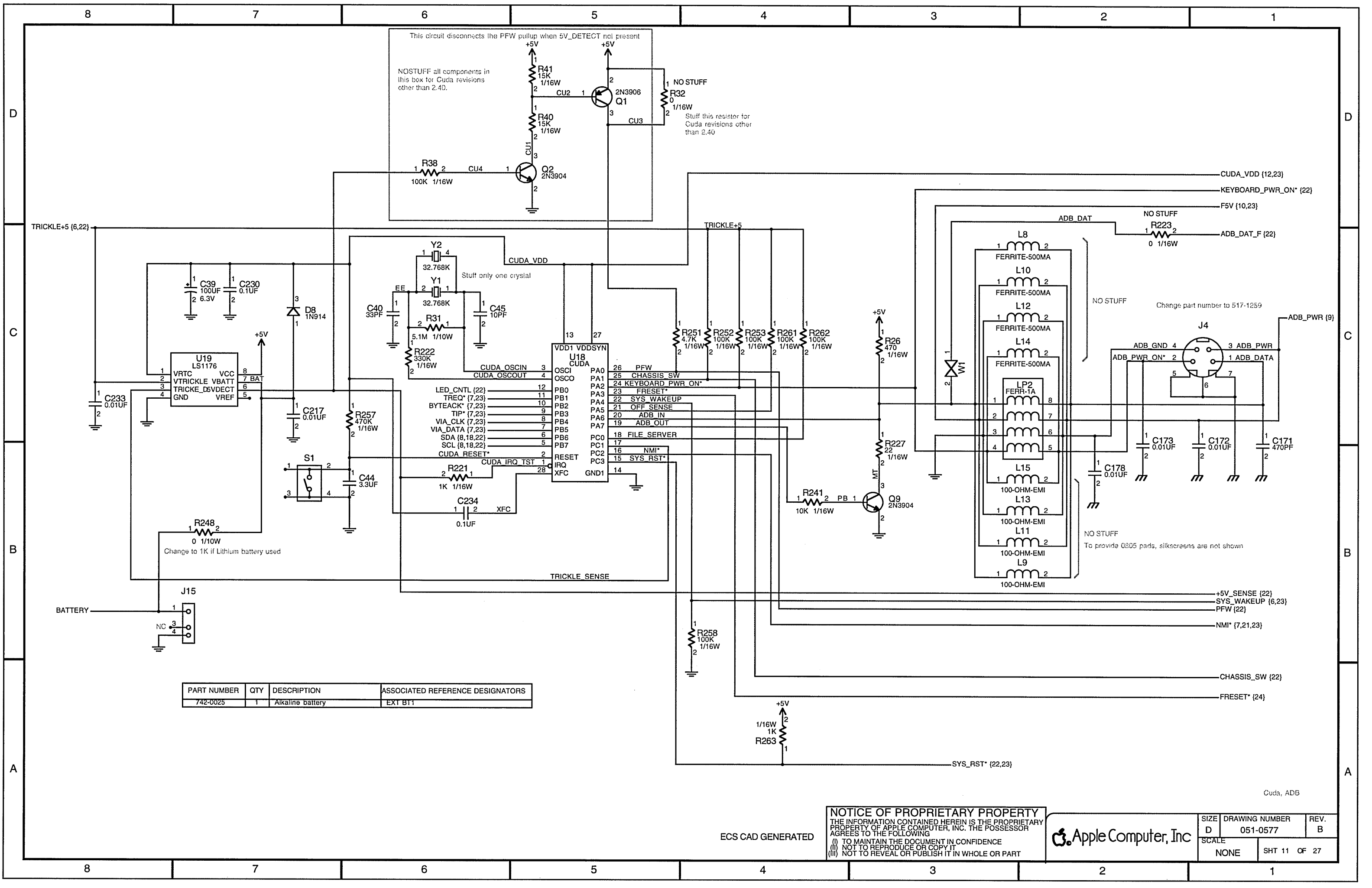


NOTICE OF PROPRIETARY PROPERTY  
THE INFORMATION CONTAINED HEREIN IS THE PROPRIETARY  
PROPERTY OF APPLE COMPUTER, INC. THE POSSESSOR  
AGREES TO THE FOLLOWING  
(I) TO MAINTAIN THE DOCUMENT IN CONFIDENCE  
(II) NOT TO REPRODUCE OR COPY IT  
(III) NOT TO REVEAL OR PUBLISH IT IN WHOLE OR PART



SIZE	DRAWING NUMBER	REV.
D	051-0577	B
SCALE	SHT 10 OF 27	
NONE		

ECS CAD GENERATED



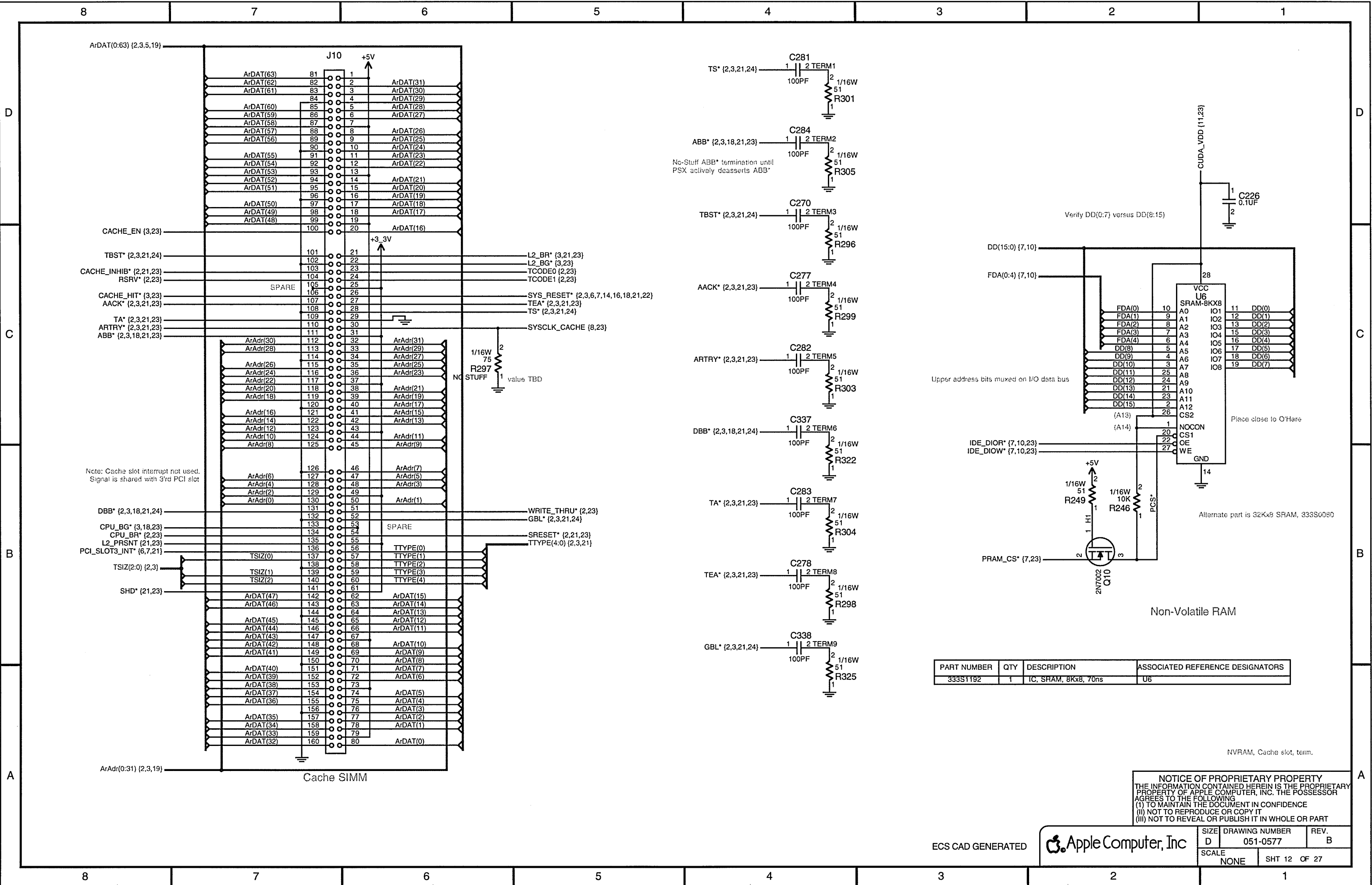
PART NUMBER	QTY	DESCRIPTION	ASSOCIATED REFERENCE DESIGNATORS
742-0025	1	Alkaline battery	EXT B11

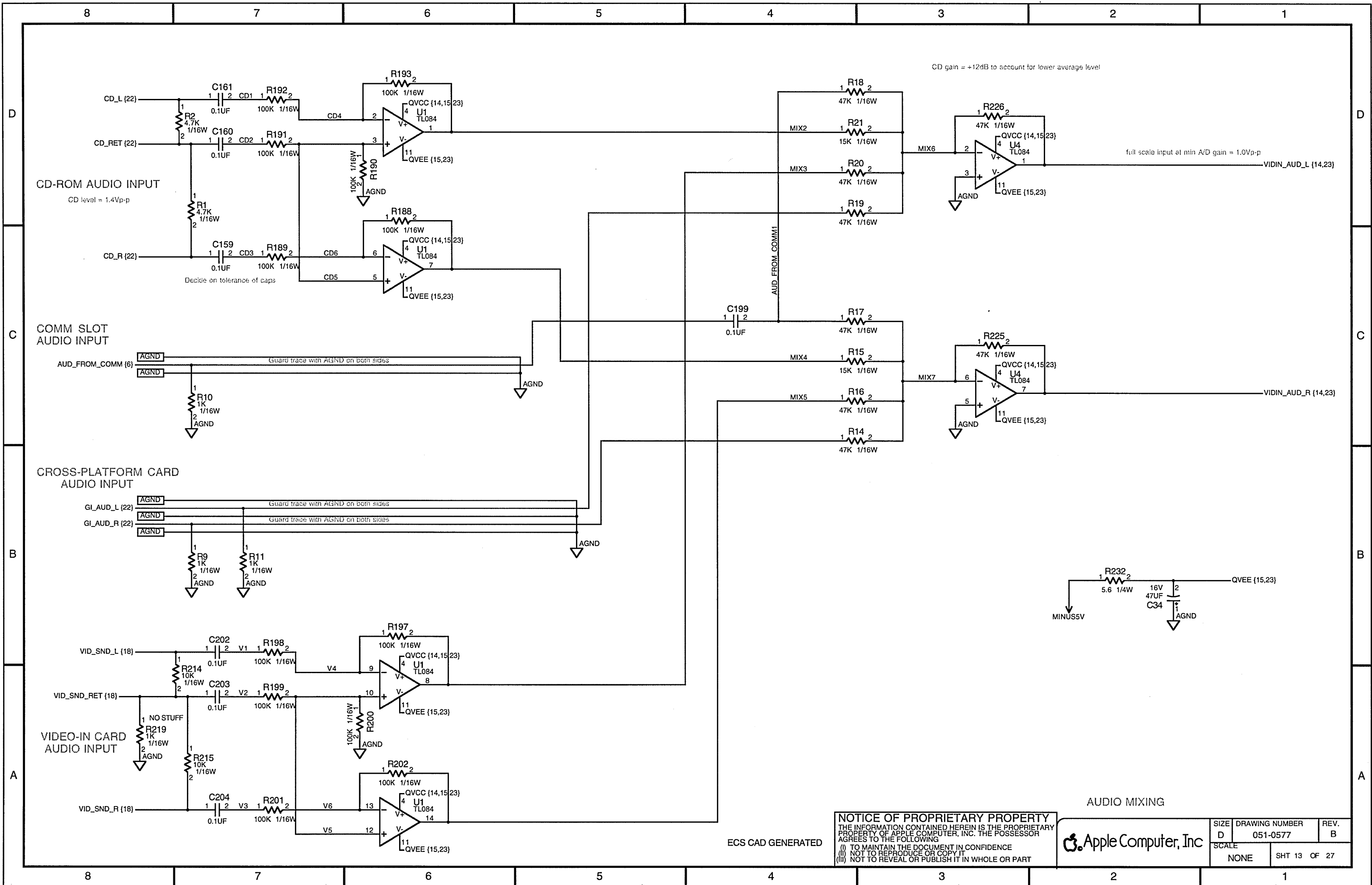
ECS CAD GENERATED

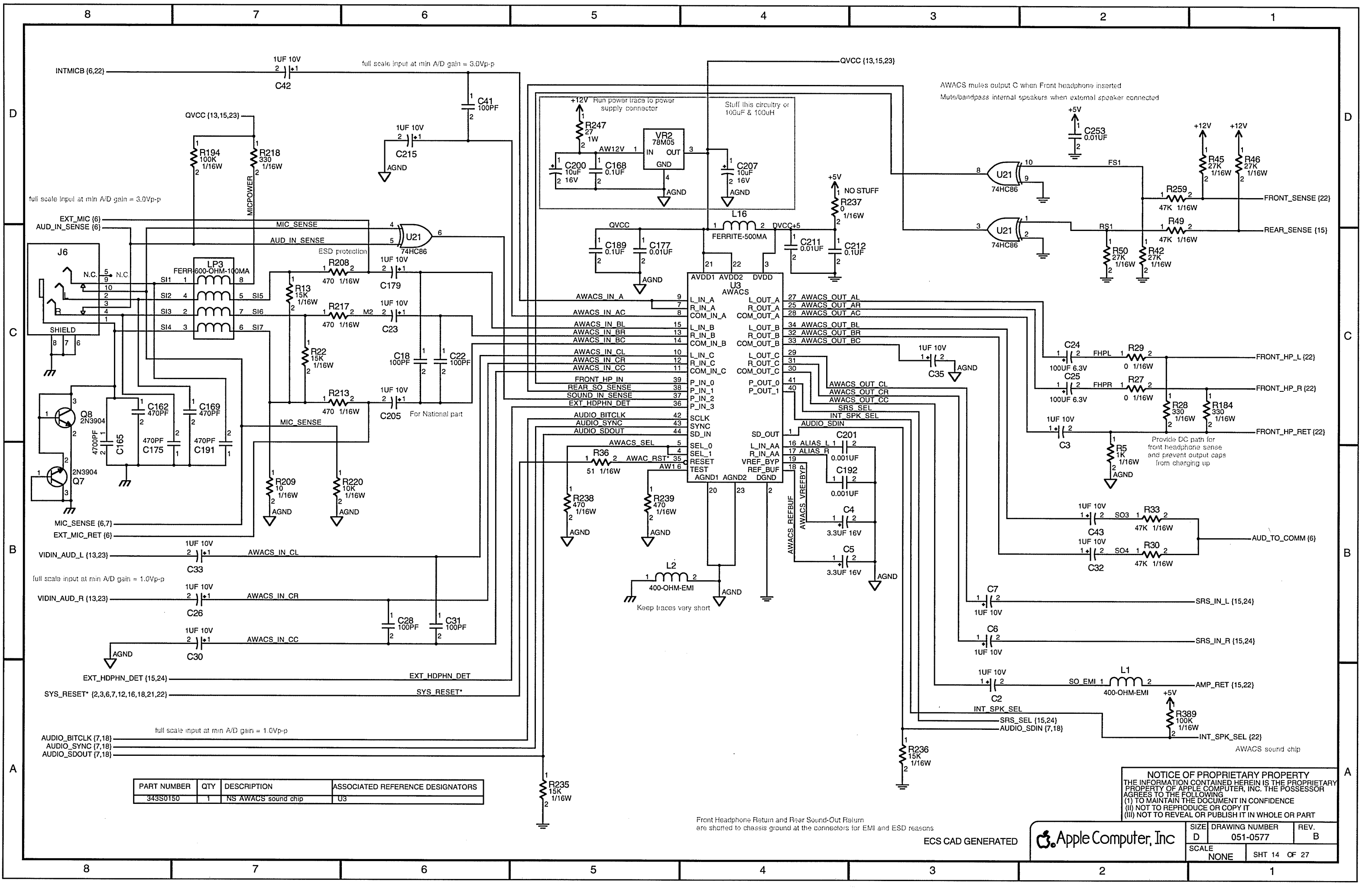
NOTICE OF PROPRIETARY PROPERTY  
THE INFORMATION CONTAINED HEREIN IS THE PROPRIETARY  
PROPERTY OF APPLE COMPUTER, INC. THE POSSESSOR  
AGREES TO THE FOLLOWING  
(I) TO MAINTAIN THE DOCUMENT IN CONFIDENCE  
(II) NOT TO REPRODUCE OR COPY IT  
(III) NOT TO REVEAL OR PUBLISH IT IN WHOLE OR PART

Apple Computer, Inc

SIZE	DRAWING NUMBER	REV.
D	051-0577	B
SCALE	SHT 11 OF 27	
NONE		







PART NUMBER	QTY	DESCRIPTION	ASSOCIATED REFERENCE DESIGNATORS
343S0150	1	NS AWACS sound chip	U3

NOTICE OF PROPRIETARY PROPERTY  
THE INFORMATION CONTAINED HEREIN IS THE PROPRIETARY  
PROPERTY OF APPLE COMPUTER, INC. THE POSSESSOR  
AGREES TO THE FOLLOWING  
(i) TO MAINTAIN THE DOCUMENT IN CONFIDENCE  
(ii) NOT TO REPRODUCE OR COPY IT  
(iii) NOT TO REVEAL OR PUBLISH IT IN WHOLE OR PART

Front Headphone Return and Rear Sound-Out Return  
are shorted to chassis ground at the connectors for EMI and ESD reasons

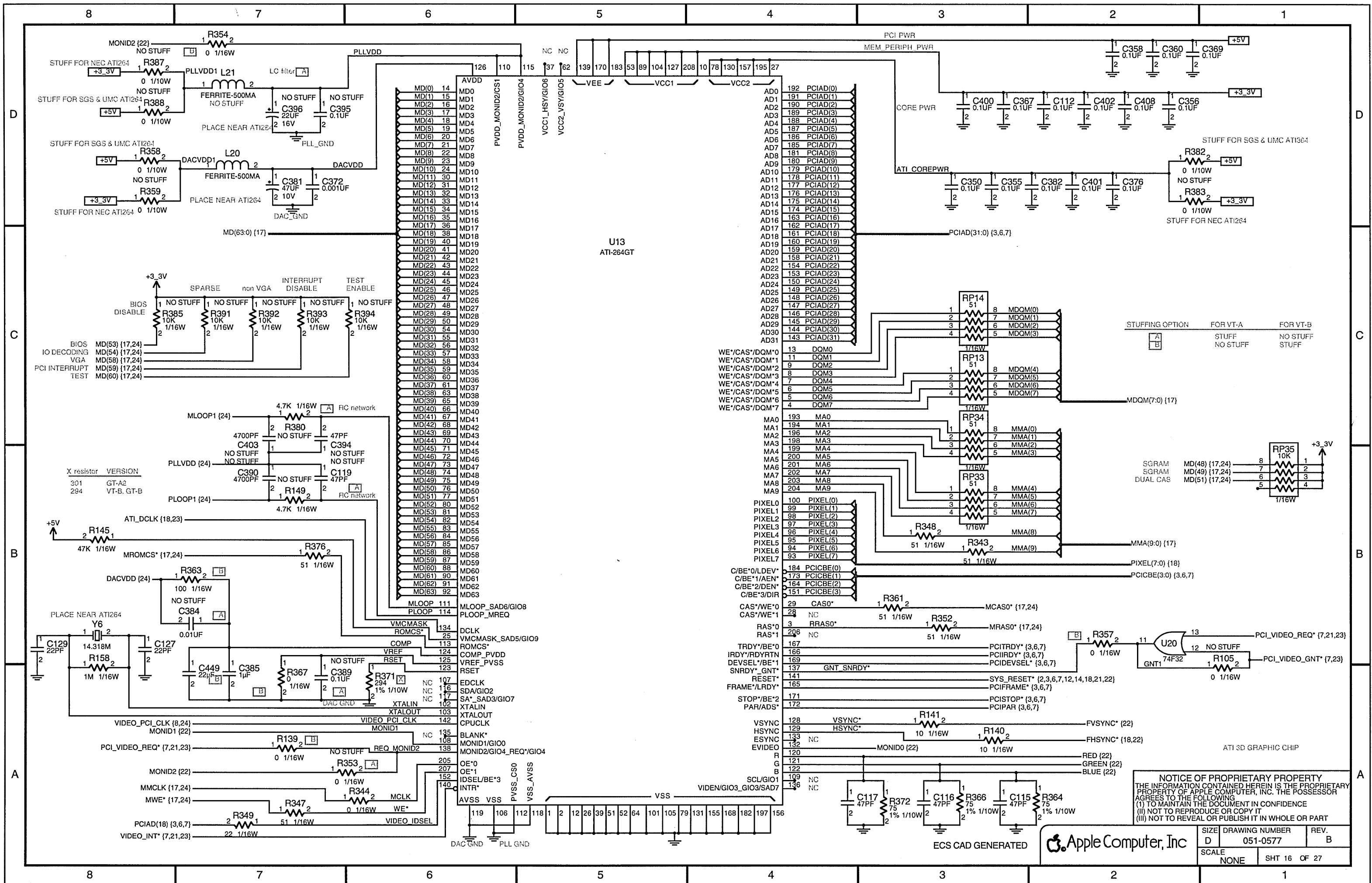
ECS CAD GENERATED

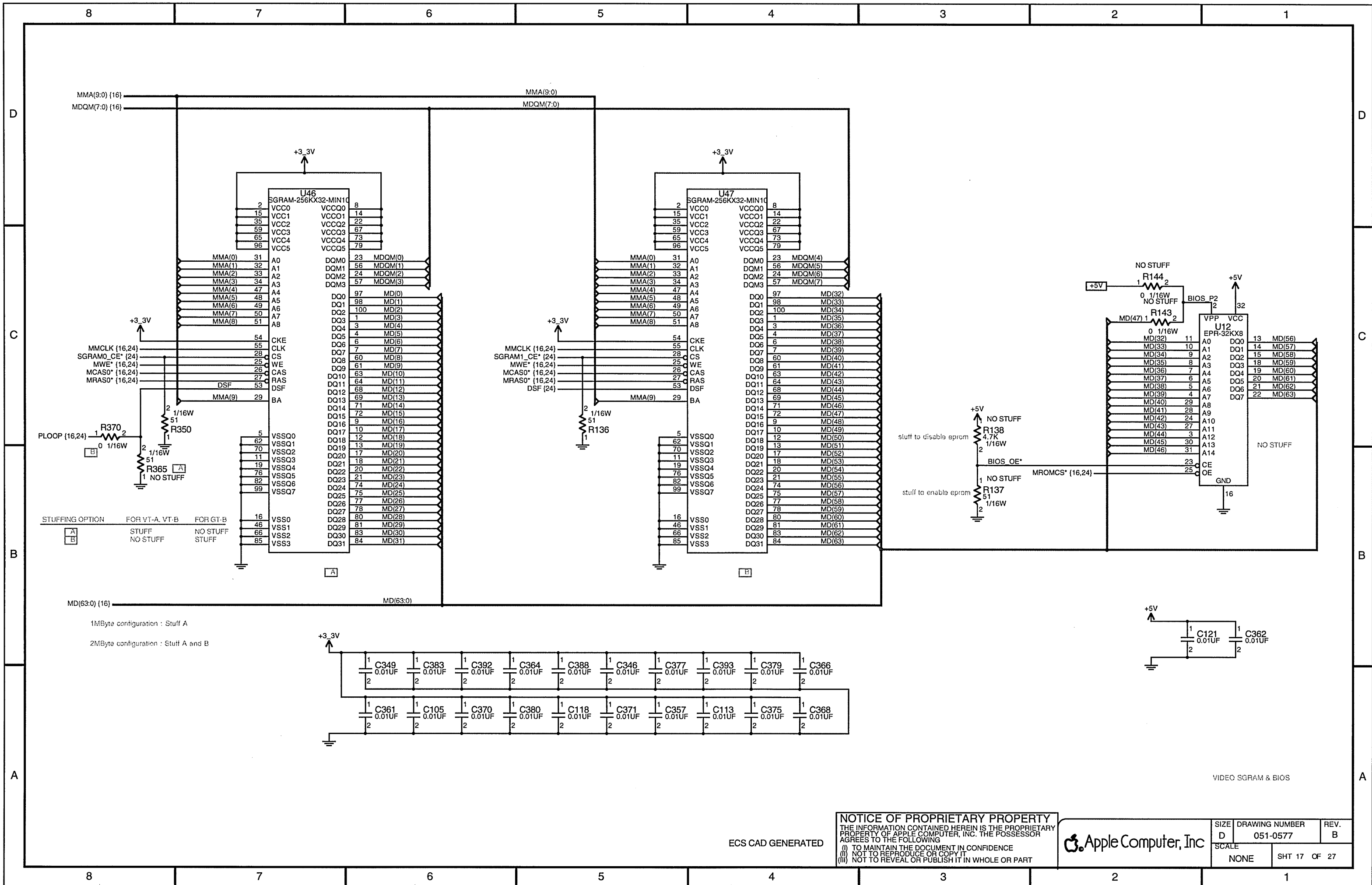


SIZE	DRAWING NUMBER	REV.
D	051-0577	B
SCALE	SHT 14 OF 27	
NONE		







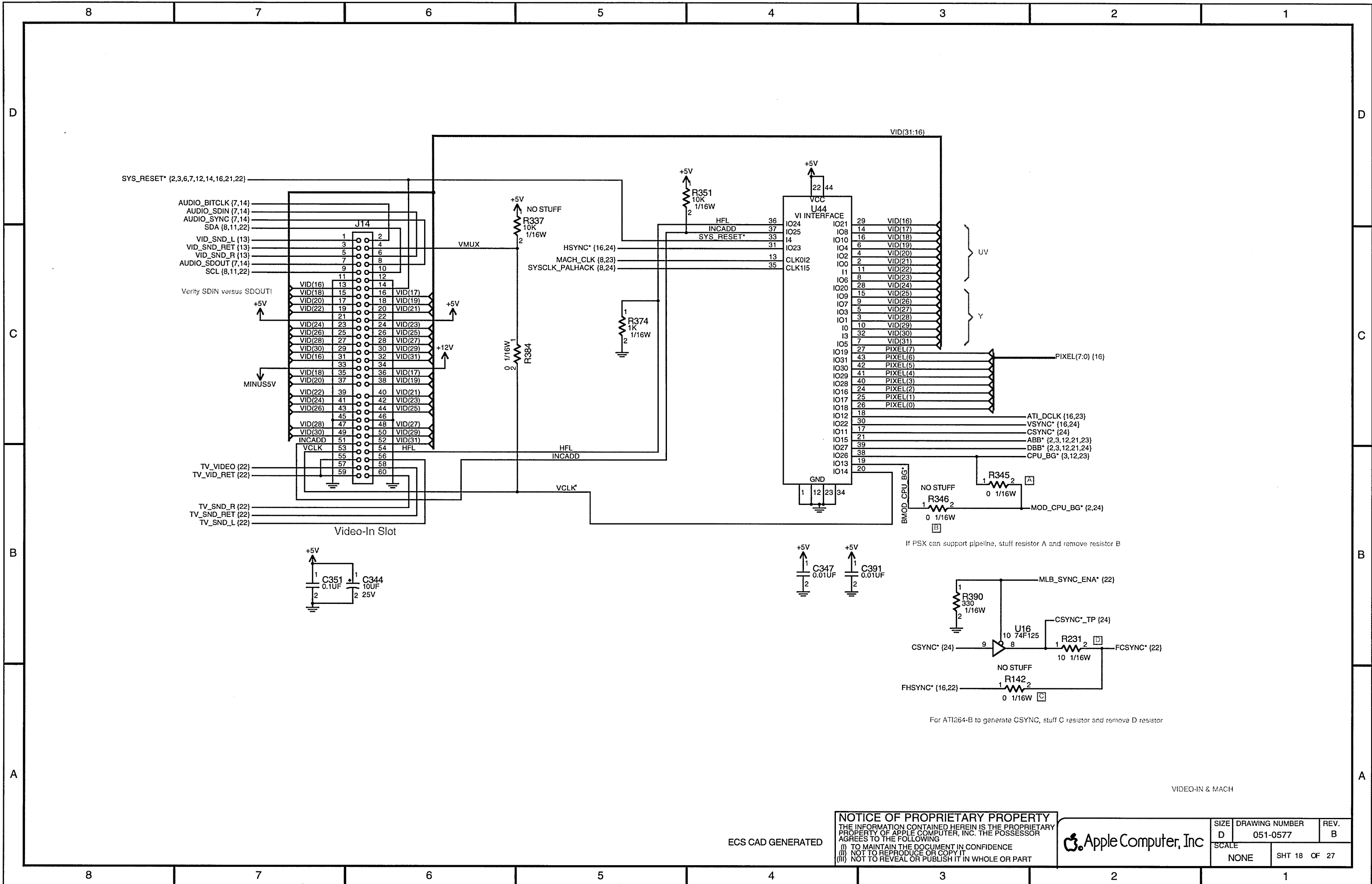


ECS CAD GENERATED

NOTICE OF PROPRIETARY PROPERTY  
THE INFORMATION CONTAINED HEREIN IS THE PROPRIETARY  
PROPERTY OF APPLE COMPUTER, INC. THE POSSESSOR  
AGREES TO THE FOLLOWING  
(I) TO MAINTAIN THE DOCUMENT IN CONFIDENCE  
(II) NOT TO REPRODUCE OR COPY IT  
(III) NOT TO REVEAL OR PUBLISH IT IN WHOLE OR PART



SIZE	DRAWING NUMBER	REV.
D	051-0577	B
SCALE	SHT 17 OF 27	
NONE		

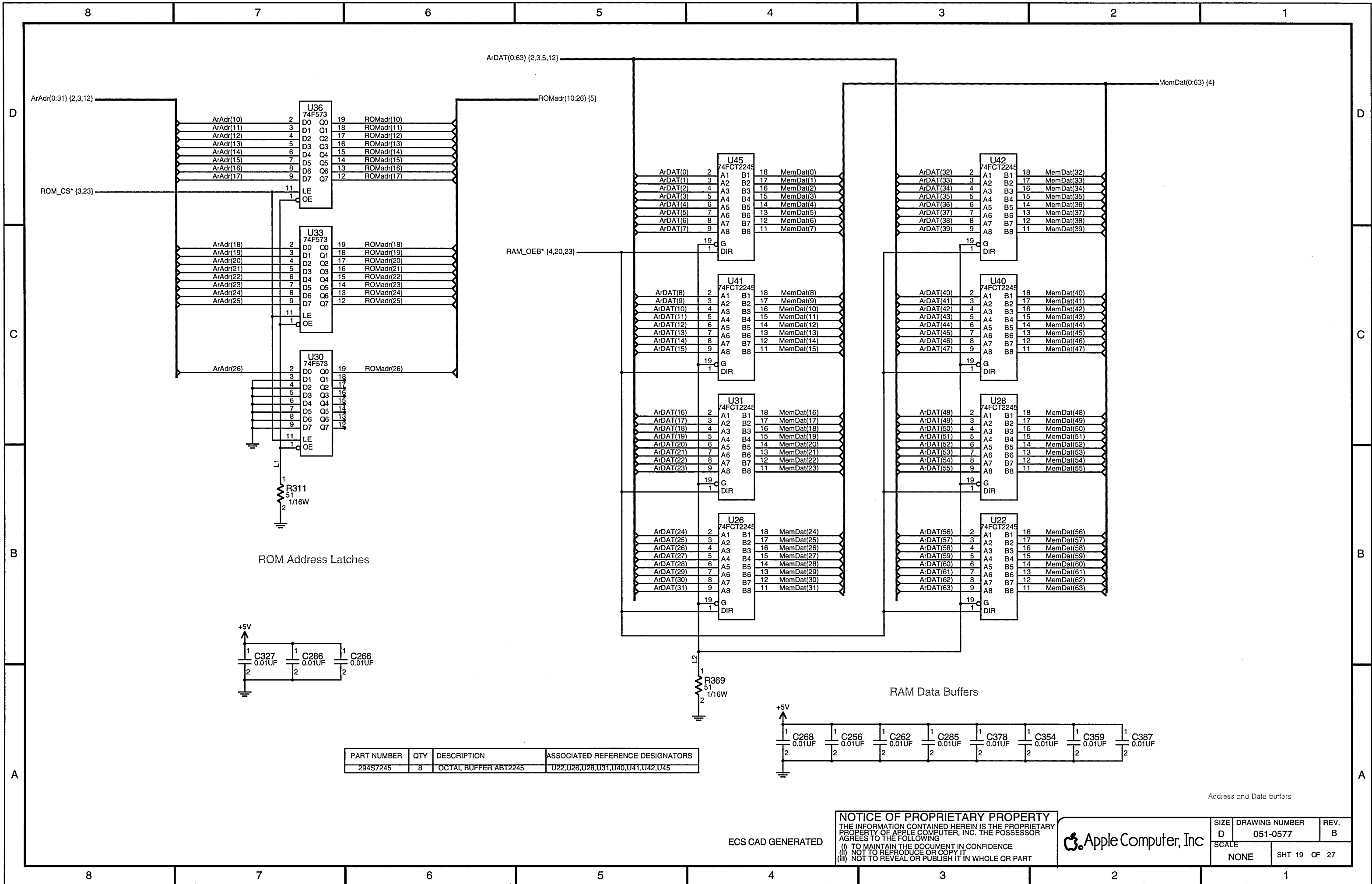


ECS CAD GENERATED

NOTICE OF PROPRIETARY PROPERTY  
THE INFORMATION CONTAINED HEREIN IS THE PROPRIETARY  
PROPERTY OF APPLE COMPUTER, INC. THE POSSESSOR  
AGREES TO THE FOLLOWING  
(i) TO MAINTAIN THE DOCUMENT IN CONFIDENCE  
(ii) NOT TO REPRODUCE OR COPY IT  
(iii) NOT TO REVEAL OR PUBLISH IT IN WHOLE OR PART

Apple Computer, Inc

SIZE	DRAWING NUMBER	REV.
D	051-0577	B
SCALE		
NONE		SHT 18 OF 27

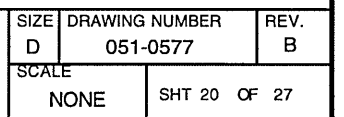


ECS CAD GENERATED

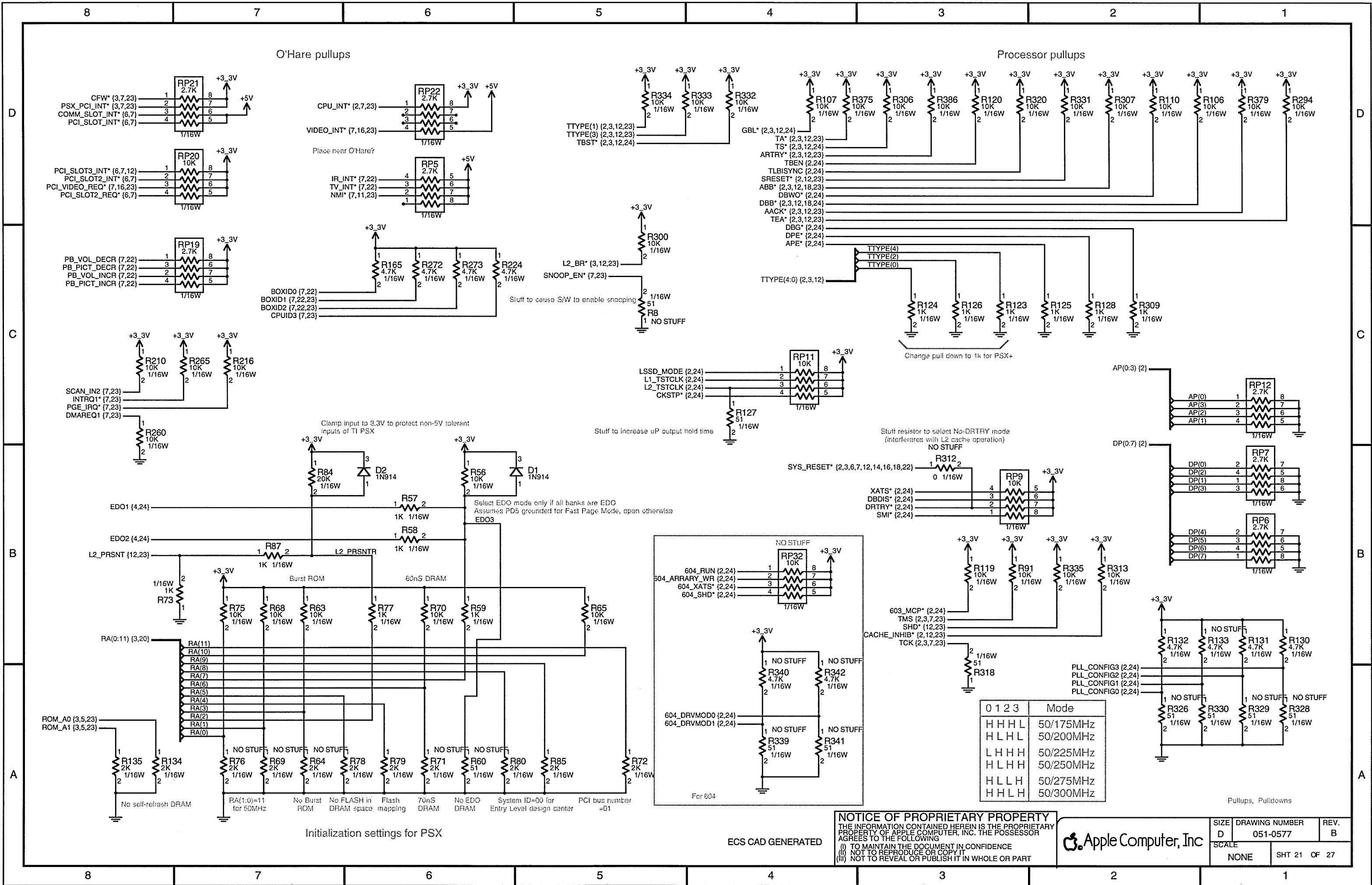
NOTICE OF PROPRIETARY PROPERTY  
THE INFORMATION CONTAINED HEREIN IS THE PROPRIETARY  
PROPERTY OF APPLE COMPUTER, INC. THE POSSESSOR  
AGREES TO THE FOLLOWING  
(I) TO MAINTAIN THE DOCUMENT IN CONFIDENCE  
(II) NOT TO REPRODUCE OR COPY IT  
(III) NOT TO REVEAL OR PUBLISH IT IN WHOLE OR PART

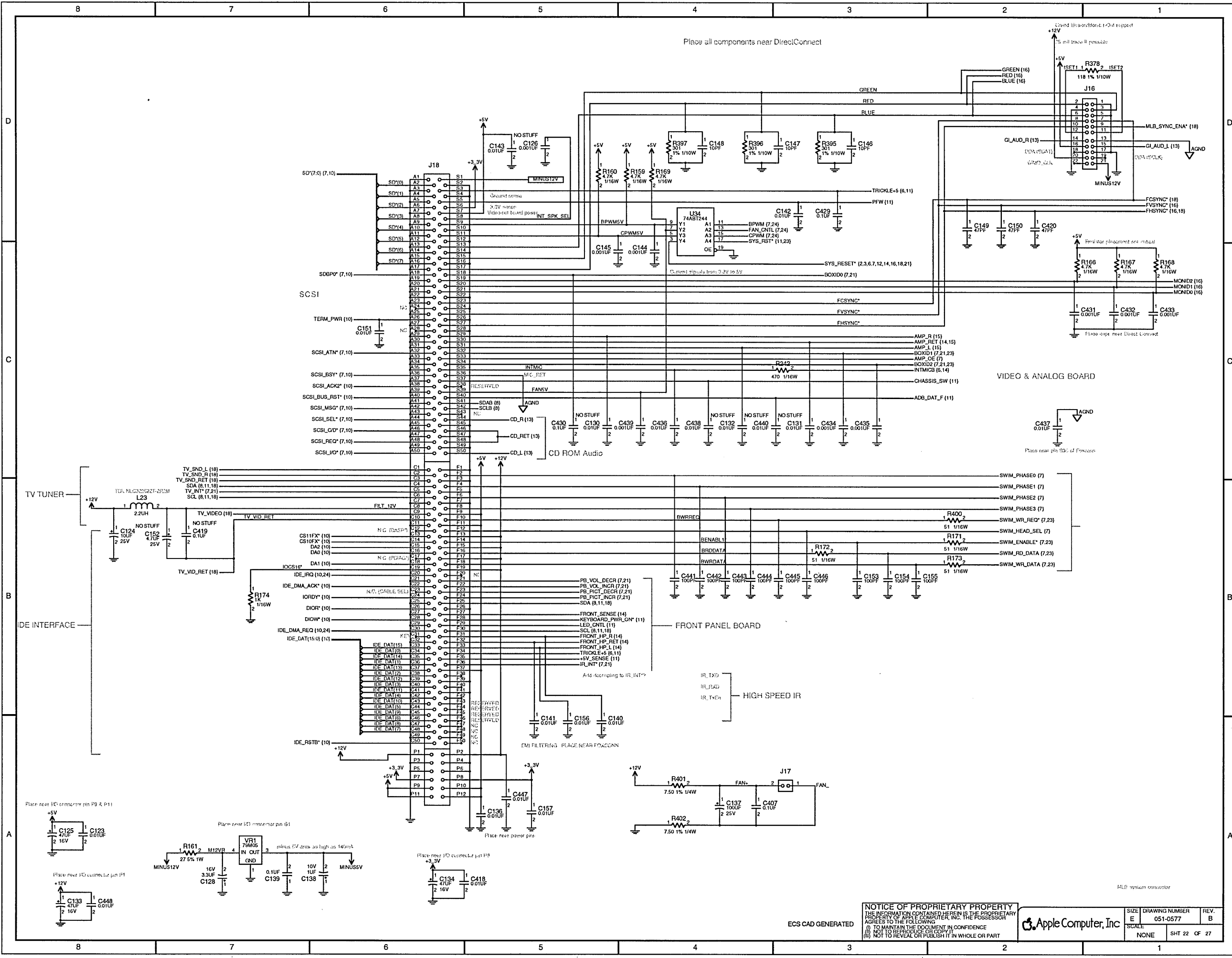
Apple Computer, Inc

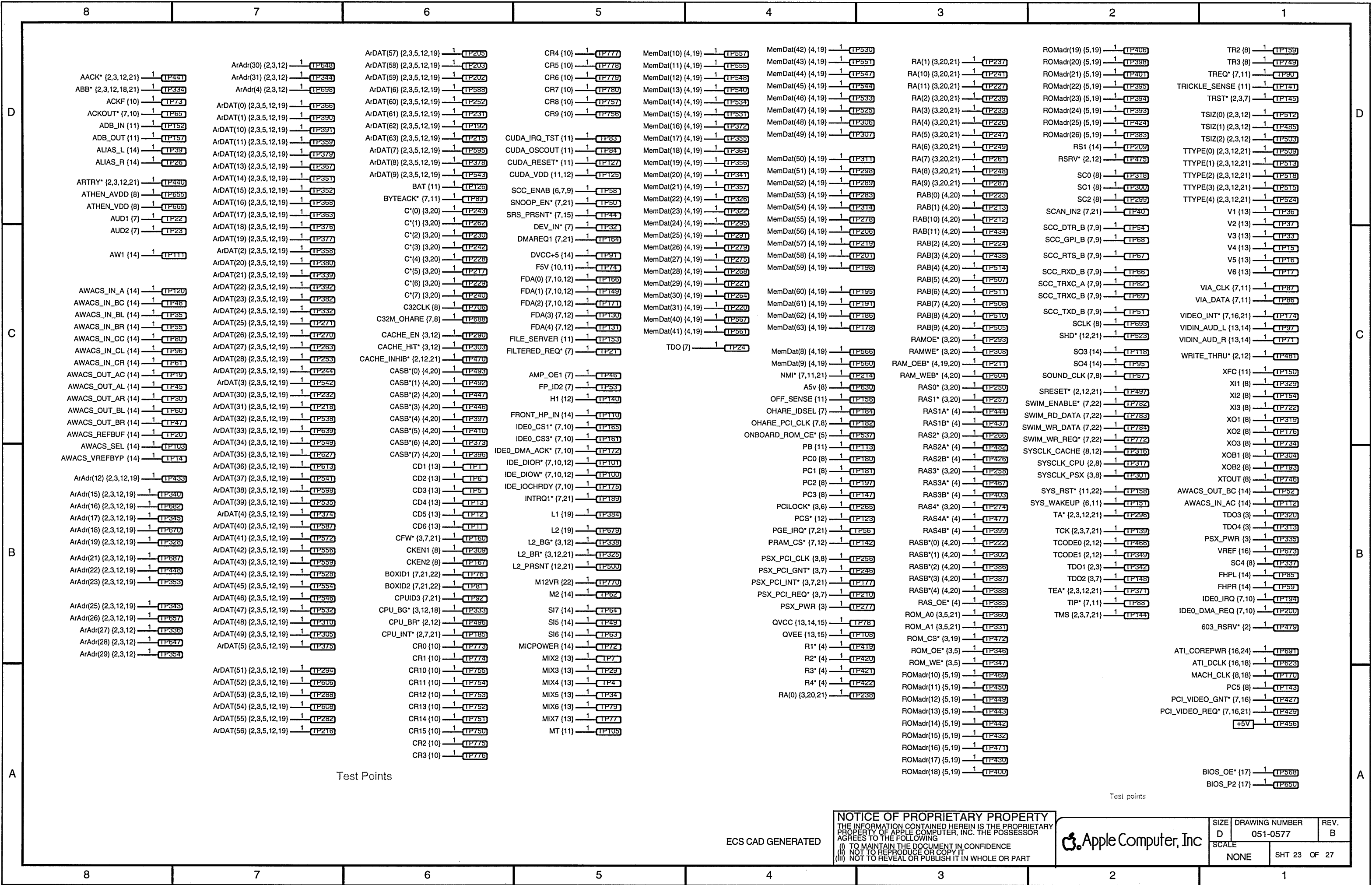
SIZE	DRAWING NUMBER	REV.
D	051-0577	B
SCALE	SHT 19 OF 27	
NONE		











Test Points

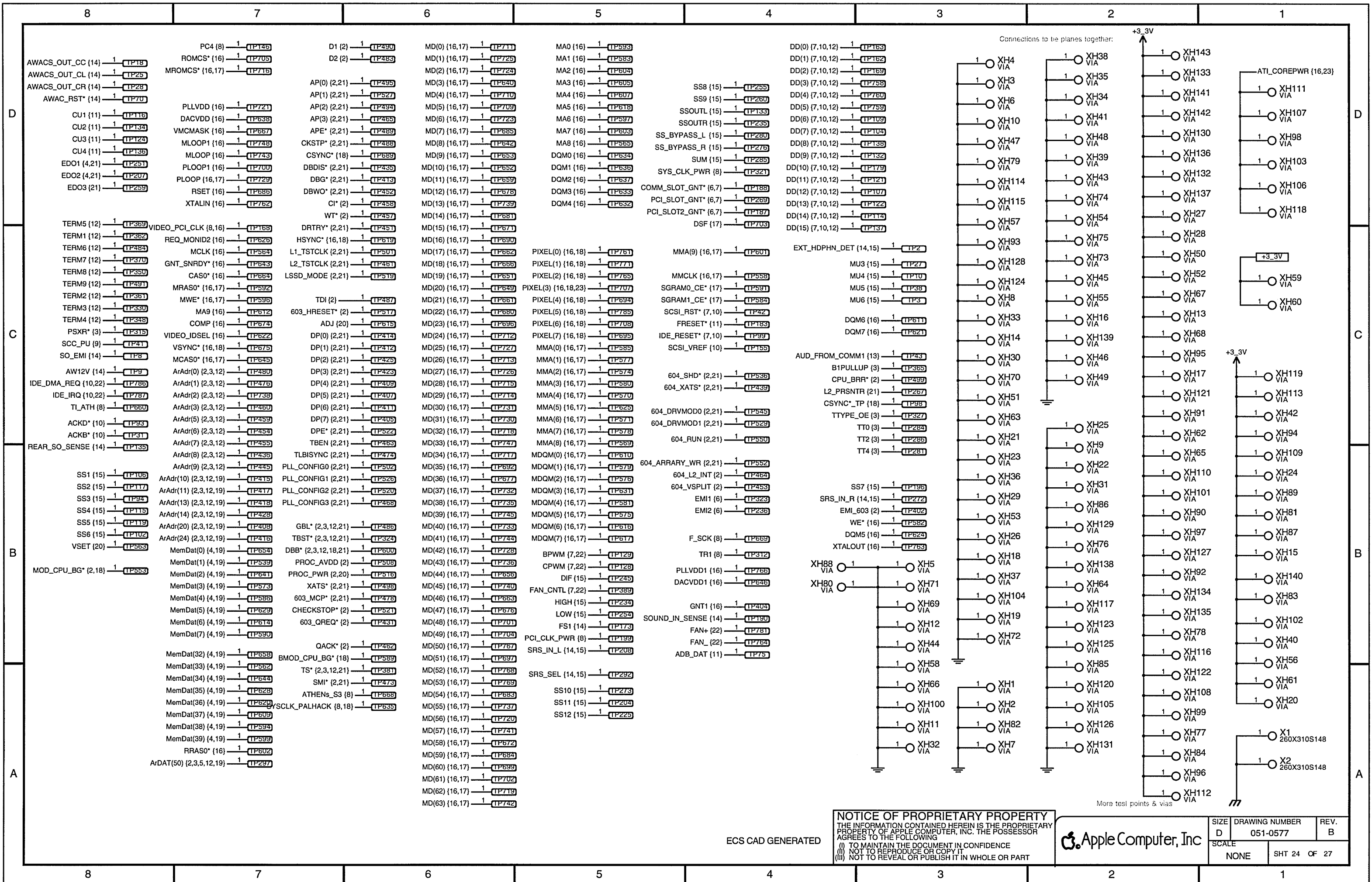
Test points

ECS CAD GENERATED

NOTICE OF PROPRIETARY PROPERTY  
THE INFORMATION CONTAINED HEREIN IS THE PROPRIETARY  
PROPERTY OF APPLE COMPUTER, INC. THE POSSESSOR  
AGREES TO THE FOLLOWING  
(I) TO MAINTAIN THE DOCUMENT IN CONFIDENCE  
(II) NOT TO REPRODUCE OR COPY IT  
(III) NOT TO REVEAL OR PUBLISH IT IN WHOLE OR PART

Apple Computer, Inc

SIZE	DRAWING NUMBER	REV.
D	051-0577	B
SCALE		
NONE		SHT 23 OF 27



8		7		6		5		4		3		2		1												
REFERENCE DESIGNATOR LOCATIONS														REFERENCE DESIGNATIONS												
														LAST USED	NOT USED											
D	C1	15-C1	C92	2-A2	C183	9-C4	C274	8-A7	C365	20-C4	D7	10-D6	R26	11-C3	R117	2-A7	R208	14-C7	R299	12-C4	R390	18-B3	U36	19-D7	XH70	24-C3
	C2	14-A3	C93	6-D5	C184	9-C4	C275	20-D5	C366	17-A4	D8	11-C7	R27	14-C2	R118	2-A8	R209	14-B7	R300	21-C5	R391	16-C7	U37	4-A6	XH71	24-B3
	C3	14-C2	C94	6-D5	C185	9-A3	C276	3-B2	C367	16-D3	D9	2-C8	R28	14-C2	R119	21-B3	R210	21-C8	R301	12-D4	R392	16-C7	U38	20-B3	XH72	24-B3
	C4	14-B4	C95	6-D7	C186	9-A3	C277	12-C4	C368	17-A4	F1 10-D7		R29	14-C2	R120	21-D3	R211	10-C6	R302	3-A8	R393	16-C7	U39	5-A5	XH73	24-C2
	C5	14-B4	C96	6-D7	C187	9-A4	C278	12-B4	C369	16-D2	HS1 2-A1		R30	14-B2	R121	20-A3	R212	10-C7	R303	12-C4	R394	16-C7	U40	19-C3	XH74	24-D2
	C6	14-B3	C97	4-B6	C188	9-A4	C279	4-B7	C370	17-A6			R31	11-C6	R122	20-B3	R213	14-C7	R304	12-B4	R395	22-D3	U41	19-C4	XH75	24-C2
	C7	14-B3	C98	2-D7	C189	14-C5	C280	4-B7	C371	17-A5			R32	11-D5	R123	21-C3	R214	13-A7	R305	12-D4	R396	22-D4	U42	19-C3	XH76	24-B2
	C8	9-C2	C99	20-B3	C190	12-D4	C281	12-D7	C372	16-D7			R33	14-B2	R124	21-C3	R215	13-A7	R306	21-D3	R397	22-D4	U43	20-A2	XH77	24-A2
	C9	9-C3	C100	20-B2	C191	14-C7	C282	12-C4	C373	8-D5			R34	15-D7	R125	21-C2	R216	21-C7	R307	21-D2	R398	10-C5	U44	18-B4	XH78	24-B2
	C10	9-C2	C101	6-D6	C192	14-B4	C283	12-B4	C374	8-D5			R35	15-C8	R126	21-C3	R217	14-C7	R308	4-A7	R399	10-C5	U45	19-C4	XH79	24-D3
C	C11	9-C5	C102	5-B7	C193	7-B1	C284	12-D4	C375	17-A4			R36	14-B5	R127	21-C4	R218	14-D7	R309	21-C2	R400	22-B2	U46	17-B7	XH80	24-B3
	C12	9-C4	C103	5-B6	C194	7-D1	C285	19-A3	C376	16-D2			R37	9-C6	R128	21-C2	R219	13-A8	R310	6-B6	R401	22-A4	U47	17-B5	XH81	24-B1
	C13	9-A2	C104	20-B3	C195	7-D1	C286	19-A7	C377	17-A5			R38	11-D6	R129	20-C3	R220	14-B7	R311	19-B7	R402	22-A4			XH82	24-A3
	C14	9-A3	C105	17-A6	C196	7-D2	C287	20-B4	C378	19-A3			R39	15-C8	R130	21-B1	R221	11-B6	R312	21-B3					XH83	24-B1
	C15	9-A2	C106	8-D6	C197	7-D2	C288	2-C2	C379	17-A4			R40	11-D5	R131	21-B1	R222	11-C6	R313	21-B2					XH84	24-A2
	C16	9-A5	C107	8-D6	C198	7-C1	C289	2-C1	C380	17-A6			R41	11-D5	R132	21-B2	R223	11-C2	R314	20-B2					XH85	24-A2
	C17	10-D5	C108	8-D5	C199	13-C4	C290	2-D2	C381	16-D7			R42	14-C2	R133	21-B1	R224	21-C6	R315	20-B2					XH86	24-B2
	C18	14-C6	C109	8-D5	C200	14-D5	C291	2-B1	C382	16-D3			R43	8-A3	R134	21-A8	R225	13-C3	R316	20-B2					XH87	24-B1
	C19	15-A2	C110	6-D5	C201	14-B4	C292	2-B2	C383	17-A6			R44	10-B5	R135	21-A8	R226	13-D3	R317	20-B2					XH88	24-B3
	C20	9-D7	C111	8-C5	C202	13-B7	C293	2-D2	C384	16-B7			R45	14-D1	R136	17-C5	R227	11-B3	R318	21-B3					XH89	24-B1
B	C21	9-B7	C112	16-D2	C203	13-A7	C294	4-A5	C385	16-A7			R46	14-D1	R137	17-B3	R228	15-D7	R319	2-A7					XH90	24-B2
	C22	14-C6	C113	17-A4	C204	13-A7	C295	2-C2	C386	20-B5			R47	15-C3	R138	17-B3	R229	15-C7	R320	21-D3					XH91	24-C2
	C23	14-C6	C114	8-B5	C205	14-C6	C296	2-C2	C387	19-A2			R48	15-D5	R139	16-A7	R230	15-C7	R321	2-A8					XH92	24-B2
	C24	14-C2	C115	16-A3	C206	20-D4	C297	2-B2	C388	17-A5			R49	14-C2	R140	16-A3	R231	18-B2	R322	12-C4					XH93	24-C3
	C25	14-C2	C116	16-A3	C207	14-D4	C298	20-D1	C389	16-A7			R50	14-C2	R141	16-A3	R232	13-B2	R323	2-D2					XH94	24-C1
	C26	14-B7	C117	16-A4	C208	7-D2	C299	20-D1	C390	16-B7			R51	15-D5	R142	18-A3	R233	15-C7	R324	2-D8					XH95	24-C2
	C27	9-C7	C118	17-A5	C209	10-A4	C300	2-B2	C391	18-B4			R52	6-C2	R143	17-C2	R234	15-C7	R325	12-B4					XH96	24-A2
	C28	14-B6	C119	16-B7	C210	10-C7	C301	2-B1	C392	17-A6			R53	15-D5	R144	17-C2	R235	14-A5	R326	21-A2					XH97	24-B2
	C29	9-A7	C120	20-C4	C211	14-C4	C302	2-B2	C393	17-A4			R54	15-D5	R145	16-B8	R236	14-A3	R327	2-A7					XH98	24-A1
	C30	14-B7	C121	17-B2	C212	14-C4	C303	20-D2	C394	16-C7			R55	6-B5	R146	8-B7	R237	14-D4	R328	21-A1					XH99	24-C3
A	C31	14-B6	C122	20-C5	C213	3-B2	C304	20-D1	C395	16-D7			R56	21-B6	R147	8-B7	R238	14-B5	R329	21-A1					XH100	24-A3
	C32	14-B2	C123	22-A8	C214	7-D2	C305	20-C3	C396	16-D7			R57	21-B6	R148	8-B5	R239	14-B5	R330	21-A1					XH101	24-B2
	C33	14-B7	C124	22-B8	C215	14-D6	C306	2-C2	C397	8-C6			R58	21-B6	R149	16-B7	R240	10-C7	R331	21-D2					XH102	24-B1
	C34	13-B2	C125	22-A8	C216	7-C1	C307	2-C1	C398	8-C6			R59	21-B6	R150	10-A5	R241	11-B4	R332	21-D4					XH103	24-D1
	C35	14-C3	C126	22-D5	C217	11-C7	C308	2-C2	C399	20-C5			R60	21-A6	R151	10-A6	R242	22-C4	R333	21-D5					XH104	24-B3
	C36	15-C3	C127	16-A8	C218	7-B1	C309	20-D2	C400	16-D3			R61	6-B1	R152	10-A6	R243	15-D7	R334	21-D5					XH105	24-A2
	C37	15-C3	C128	22-A7	C219	20-B4	C310	10-C3	C401	16-D2			R62	6-B1	R153	10-A6	R244	10-C8	R335	21-B2					XH106	24-D1
	C38	7-D2	C129	16-A8	C220	7-C2	C311	4-B6	C402	16-D2			R63	21-B7	R154	10-A6	R245	10-C7	R336	5-A6					XH107	24-D1
	C39	11-C7	C130	22-C5	C221	7-C2	C312	4-B5	C403	16-C7			R64	21-A7	R155	10-A6	R246	12-B2	R337	18-C5					XH108	24-A2
	C40	11-C6	C131	22-C3	C222	10-C8	C313	2-D1	C404	20-C5			R65	21-B5	R156	10-A6	R247	14-D5	R338	20-B3					XH109	24-B1

NOTICE OF PROPRIETARY PROPERTY  
THE INFORMATION CONTAINED HEREIN IS THE PROPRIETARY PROPERTY OF APPLE COMPUTER, INC. THE POSSESSOR AGREES TO THE FOLLOWING:  
(i) TO MAINTAIN THE DOCUMENT IN CONFIDENCE  
(ii) NOT TO REPRODUCE OR COPY IT  
(iii) NOT TO REVEAL OR PUBLISH IT IN WHOLE OR PART

REF Designator Summary

SIZE	DRAWING NUMBER	REV.
D	051-0577	B
SCALE	SHT 25 OF 27	
NONE		

ECS CAD GENERATED



	8	7	6	5	4	3	2	1																																																																		
D	<table><tr><td colspan="2">Version V1</td><td>1/15/96</td></tr><tr><td>All sheets</td><td>Duplicate Alchemy EVT4 Remove Valky AFI. Add ATI264 Add 4pcs 256kx16 EDO DRAM as video buffer Add VI connector and Mach for VI interface Change 603e to 603eV Add voltage regulator for uP core voltage</td><td></td></tr></table>	Version V1		1/15/96	All sheets	Duplicate Alchemy EVT4 Remove Valky AFI. Add ATI264 Add 4pcs 256kx16 EDO DRAM as video buffer Add VI connector and Mach for VI interface Change 603e to 603eV Add voltage regulator for uP core voltage			<table><tr><td colspan="2">Version V3</td><td>3/6/96</td></tr><tr><td>Sheet 6</td><td>Add OR gate to PCI Grant and Request signals Remove support for 3rd PCI slot</td><td></td></tr><tr><td>Sheet 7</td><td>Add Comm slot detect and snoop enable bit to O'Hare</td><td></td></tr><tr><td>Sheet 9</td><td>Add 100k pullup to DS925's +ve differential input</td><td></td></tr><tr><td>Sheet 15</td><td>Change all series term res from 33 to 51</td><td></td></tr><tr><td>Sheet 16</td><td>Add pull up to PMW signals and change EMI caps smaller</td><td></td></tr><tr><td>Sheet 18</td><td>Change PSX pullup and pulldown to 10k</td><td></td></tr><tr><td></td><td>Add resistor enable snooping</td><td></td></tr><tr><td>Sheet 20</td><td>Remove TL082A replace with TLE2062 (higher drive)</td><td></td></tr><tr><td>Sheet 11</td><td>No connection for VREF of LS1176</td><td></td></tr></table>	Version V3		3/6/96	Sheet 6	Add OR gate to PCI Grant and Request signals Remove support for 3rd PCI slot		Sheet 7	Add Comm slot detect and snoop enable bit to O'Hare		Sheet 9	Add 100k pullup to DS925's +ve differential input		Sheet 15	Change all series term res from 33 to 51		Sheet 16	Add pull up to PMW signals and change EMI caps smaller		Sheet 18	Change PSX pullup and pulldown to 10k			Add resistor enable snooping		Sheet 20	Remove TL082A replace with TLE2062 (higher drive)		Sheet 11	No connection for VREF of LS1176			<table><tr><td colspan="2">Version V5</td><td>6/5/96</td></tr><tr><td>Sheet 14</td><td>Use 74HC32 as OR gate for sense logic</td><td></td></tr><tr><td>Sheet 16,17</td><td>Change stuffing option to ATI264GT-B</td><td></td></tr><tr><td>Sheet 15</td><td>Tweak SRS resistor values</td><td></td></tr></table>	Version V5		6/5/96	Sheet 14	Use 74HC32 as OR gate for sense logic		Sheet 16,17	Change stuffing option to ATI264GT-B		Sheet 15	Tweak SRS resistor values				<table><tr><td colspan="2">Version V6</td><td>7/29/96</td></tr><tr><td>Sheet 3</td><td>Add pull up resistor pads to SYSCLK_PXS</td><td></td></tr><tr><td>Sheet 21</td><td>Pull CUP_ID3 up. Remove pull down</td><td></td></tr><tr><td>Sheet 22</td><td>Add 12V supply for cpu fan</td><td></td></tr><tr><td>Sheet 14</td><td>XOR Mic_Sense &amp; Aud_In_Sense to Interrupt AWACS Add 100k pull up for INT_SPK_SEL</td><td></td></tr></table>	Version V6		7/29/96	Sheet 3	Add pull up resistor pads to SYSCLK_PXS		Sheet 21	Pull CUP_ID3 up. Remove pull down		Sheet 22	Add 12V supply for cpu fan		Sheet 14	XOR Mic_Sense & Aud_In_Sense to Interrupt AWACS Add 100k pull up for INT_SPK_SEL				D
	Version V1		1/15/96																																																																							
	All sheets	Duplicate Alchemy EVT4 Remove Valky AFI. Add ATI264 Add 4pcs 256kx16 EDO DRAM as video buffer Add VI connector and Mach for VI interface Change 603e to 603eV Add voltage regulator for uP core voltage																																																																								
	Version V3		3/6/96																																																																							
Sheet 6	Add OR gate to PCI Grant and Request signals Remove support for 3rd PCI slot																																																																									
Sheet 7	Add Comm slot detect and snoop enable bit to O'Hare																																																																									
Sheet 9	Add 100k pullup to DS925's +ve differential input																																																																									
Sheet 15	Change all series term res from 33 to 51																																																																									
Sheet 16	Add pull up to PMW signals and change EMI caps smaller																																																																									
Sheet 18	Change PSX pullup and pulldown to 10k																																																																									
	Add resistor enable snooping																																																																									
Sheet 20	Remove TL082A replace with TLE2062 (higher drive)																																																																									
Sheet 11	No connection for VREF of LS1176																																																																									
Version V5		6/5/96																																																																								
Sheet 14	Use 74HC32 as OR gate for sense logic																																																																									
Sheet 16,17	Change stuffing option to ATI264GT-B																																																																									
Sheet 15	Tweak SRS resistor values																																																																									
Version V6		7/29/96																																																																								
Sheet 3	Add pull up resistor pads to SYSCLK_PXS																																																																									
Sheet 21	Pull CUP_ID3 up. Remove pull down																																																																									
Sheet 22	Add 12V supply for cpu fan																																																																									
Sheet 14	XOR Mic_Sense & Aud_In_Sense to Interrupt AWACS Add 100k pull up for INT_SPK_SEL																																																																									
	<table><tr><td colspan="2">Version V1</td><td>2/1/96</td></tr><tr><td>Sheet 10</td><td>Change passive SCSI term to active</td><td></td></tr><tr><td>Sheet 23</td><td>Repin VI Mach's pixel signals Use MACH_CLK instead of C32M_VID as clk for VI Mach</td><td></td></tr></table>	Version V1		2/1/96	Sheet 10	Change passive SCSI term to active		Sheet 23	Repin VI Mach's pixel signals Use MACH_CLK instead of C32M_VID as clk for VI Mach				<table><tr><td colspan="2">Version V7</td><td>8/5/96</td></tr><tr><td>Sheet 11</td><td>Revert stuffing option back to Cuda 2.4</td><td></td></tr></table>	Version V7		8/5/96	Sheet 11	Revert stuffing option back to Cuda 2.4				C																																																				
Version V1		2/1/96																																																																								
Sheet 10	Change passive SCSI term to active																																																																									
Sheet 23	Repin VI Mach's pixel signals Use MACH_CLK instead of C32M_VID as clk for VI Mach																																																																									
Version V7		8/5/96																																																																								
Sheet 11	Revert stuffing option back to Cuda 2.4																																																																									
	<table><tr><td colspan="2">Version V1</td><td>2/5/96</td></tr><tr><td>Sheet 10</td><td>Remove active SCSI term.</td><td></td></tr><tr><td>Sheet 15</td><td>Run ATI_DCLK from VI Mach to ATI's DCLK</td><td></td></tr><tr><td>Sheet 23</td><td>Repin HSYNC* at VI Mach Connect VCLK from VI Mach to VMUX of VI slot</td><td></td></tr></table>	Version V1		2/5/96	Sheet 10	Remove active SCSI term.		Sheet 15	Run ATI_DCLK from VI Mach to ATI's DCLK		Sheet 23	Repin HSYNC* at VI Mach Connect VCLK from VI Mach to VMUX of VI slot				<table><tr><td colspan="2">Version V8</td><td>8/19/96</td></tr><tr><td>Sheet 17</td><td>Change geometry for SGRAMs to enlarge pad size</td><td></td></tr><tr><td>Sheet 3</td><td>Change PSX+ symbol. Pin C1 for TT_OE instead of pin A2.</td><td></td></tr><tr><td>Sheet 20</td><td>Replace R339 by short. Run separate PROC_PWR trace from regulator for PROC_AVDD</td><td></td></tr><tr><td>Sheet 8</td><td>Change term resistor at SYSCLK_CACHE to 33 (align to cpu clk)</td><td></td></tr><tr><td>Sheet 16,22</td><td>To reduce EMI leakage from RGB signals, stuff 75ohm with 100pf near ATI264 and stuff 301ohm with 12pf near foxconn</td><td></td></tr><tr><td>Sheet 2</td><td>Run 3.3V directly to processor IO power</td><td></td></tr><tr><td>Sheet 20</td><td>Change live 2.2uF caps for processor core power to 4.7uF</td><td></td></tr><tr><td>Sheet 11</td><td>Add resistor (stuffing option) to route or unroute ADB signal to foxconn</td><td></td></tr><tr><td>Sheet 6</td><td>No stuff 33pf caps for PCI clk</td><td></td></tr><tr><td>Sheet 17</td><td>No stuff pull down resistor for EPROM's chip enable</td><td></td></tr></table>	Version V8		8/19/96	Sheet 17	Change geometry for SGRAMs to enlarge pad size		Sheet 3	Change PSX+ symbol. Pin C1 for TT_OE instead of pin A2.		Sheet 20	Replace R339 by short. Run separate PROC_PWR trace from regulator for PROC_AVDD		Sheet 8	Change term resistor at SYSCLK_CACHE to 33 (align to cpu clk)		Sheet 16,22	To reduce EMI leakage from RGB signals, stuff 75ohm with 100pf near ATI264 and stuff 301ohm with 12pf near foxconn		Sheet 2	Run 3.3V directly to processor IO power		Sheet 20	Change live 2.2uF caps for processor core power to 4.7uF		Sheet 11	Add resistor (stuffing option) to route or unroute ADB signal to foxconn		Sheet 6	No stuff 33pf caps for PCI clk		Sheet 17	No stuff pull down resistor for EPROM's chip enable				B																						
Version V1		2/5/96																																																																								
Sheet 10	Remove active SCSI term.																																																																									
Sheet 15	Run ATI_DCLK from VI Mach to ATI's DCLK																																																																									
Sheet 23	Repin HSYNC* at VI Mach Connect VCLK from VI Mach to VMUX of VI slot																																																																									
Version V8		8/19/96																																																																								
Sheet 17	Change geometry for SGRAMs to enlarge pad size																																																																									
Sheet 3	Change PSX+ symbol. Pin C1 for TT_OE instead of pin A2.																																																																									
Sheet 20	Replace R339 by short. Run separate PROC_PWR trace from regulator for PROC_AVDD																																																																									
Sheet 8	Change term resistor at SYSCLK_CACHE to 33 (align to cpu clk)																																																																									
Sheet 16,22	To reduce EMI leakage from RGB signals, stuff 75ohm with 100pf near ATI264 and stuff 301ohm with 12pf near foxconn																																																																									
Sheet 2	Run 3.3V directly to processor IO power																																																																									
Sheet 20	Change live 2.2uF caps for processor core power to 4.7uF																																																																									
Sheet 11	Add resistor (stuffing option) to route or unroute ADB signal to foxconn																																																																									
Sheet 6	No stuff 33pf caps for PCI clk																																																																									
Sheet 17	No stuff pull down resistor for EPROM's chip enable																																																																									
C	<table><tr><td colspan="2">Version V1</td><td>2/12/96</td></tr><tr><td colspan="2">--&gt; use for pre EVT1</td><td></td></tr><tr><td>All sheets</td><td>Rename all ref designators</td><td></td></tr></table>	Version V1		2/12/96	--> use for pre EVT1			All sheets	Rename all ref designators				<table><tr><td colspan="2">Version V8</td><td>8/23/96</td></tr><tr><td>Sheet 3,8,2</td><td>Change stuffings for PSX+</td><td></td></tr></table>	Version V8		8/23/96	Sheet 3,8,2	Change stuffings for PSX+				A																																																				
Version V1		2/12/96																																																																								
--> use for pre EVT1																																																																										
All sheets	Rename all ref designators																																																																									
Version V8		8/23/96																																																																								
Sheet 3,8,2	Change stuffings for PSX+																																																																									
	<table><tr><td colspan="2">Version V2</td><td>2/12/96</td></tr><tr><td colspan="2"></td><td></td></tr></table>	Version V2		2/12/96						<table><tr><td colspan="2">Version V9</td><td>9/10/96</td></tr><tr><td>Sheet 15</td><td>Change R connecting sound out shield to MLB shield from 47 to 10</td><td></td></tr><tr><td>Sheet 16</td><td>Change term R for MMCLK from 51 to 0 (reduce skew)</td><td></td></tr><tr><td>Sheet 17</td><td>No stuff resistor connecting to A15/VPP of ATI EPROM</td><td></td></tr><tr><td>Sheet 22</td><td>Change EMI cap for BOXID0 from 0.001uF to 0.1uF (improve video)</td><td></td></tr><tr><td>Sheet 2</td><td>No stuff 0.01uF caps connecting 5V and cpu IO power (3.3V)</td><td></td></tr><tr><td>All Sheets</td><td>Resequence reference designators</td><td></td></tr><tr><td>Sheet 12</td><td>Add 335S1192 (70ns) as alt part for SRAM</td><td></td></tr><tr><td>Sheet 8</td><td>Change 33.33 and 31.3344MHz crystals to 3rd overtone part #.</td><td></td></tr><tr><td>Sheet 3</td><td>Change series term res for TT0,2,4 signals from 51 to 0</td><td></td></tr><tr><td>Sheet 2,21</td><td>Remove resistors stuffings for 604</td><td></td></tr><tr><td>Sheet 3</td><td>Change pull down transistors for TT0,2,4 signals to MOSFET 2N7002</td><td></td></tr><tr><td>Sheet 22</td><td>Change EMI caps for RGB lines from 12pf to 10pf</td><td></td></tr></table>	Version V9		9/10/96	Sheet 15	Change R connecting sound out shield to MLB shield from 47 to 10		Sheet 16	Change term R for MMCLK from 51 to 0 (reduce skew)		Sheet 17	No stuff resistor connecting to A15/VPP of ATI EPROM		Sheet 22	Change EMI cap for BOXID0 from 0.001uF to 0.1uF (improve video)		Sheet 2	No stuff 0.01uF caps connecting 5V and cpu IO power (3.3V)		All Sheets	Resequence reference designators		Sheet 12	Add 335S1192 (70ns) as alt part for SRAM		Sheet 8	Change 33.33 and 31.3344MHz crystals to 3rd overtone part #.		Sheet 3	Change series term res for TT0,2,4 signals from 51 to 0		Sheet 2,21	Remove resistors stuffings for 604		Sheet 3	Change pull down transistors for TT0,2,4 signals to MOSFET 2N7002		Sheet 22	Change EMI caps for RGB lines from 12pf to 10pf				A																						
Version V2		2/12/96																																																																								
Version V9		9/10/96																																																																								
Sheet 15	Change R connecting sound out shield to MLB shield from 47 to 10																																																																									
Sheet 16	Change term R for MMCLK from 51 to 0 (reduce skew)																																																																									
Sheet 17	No stuff resistor connecting to A15/VPP of ATI EPROM																																																																									
Sheet 22	Change EMI cap for BOXID0 from 0.001uF to 0.1uF (improve video)																																																																									
Sheet 2	No stuff 0.01uF caps connecting 5V and cpu IO power (3.3V)																																																																									
All Sheets	Resequence reference designators																																																																									
Sheet 12	Add 335S1192 (70ns) as alt part for SRAM																																																																									
Sheet 8	Change 33.33 and 31.3344MHz crystals to 3rd overtone part #.																																																																									
Sheet 3	Change series term res for TT0,2,4 signals from 51 to 0																																																																									
Sheet 2,21	Remove resistors stuffings for 604																																																																									
Sheet 3	Change pull down transistors for TT0,2,4 signals to MOSFET 2N7002																																																																									
Sheet 22	Change EMI caps for RGB lines from 12pf to 10pf																																																																									
	<table><tr><td colspan="2">Version V3</td><td>2/13/96</td></tr><tr><td>Sheet 16</td><td>Add decoupling caps to ATI264</td><td></td></tr><tr><td>Sheet 19</td><td>Add decoupling caps btw 5v and 3.3v around ATI264</td><td></td></tr></table>	Version V3		2/13/96	Sheet 16	Add decoupling caps to ATI264		Sheet 19	Add decoupling caps btw 5v and 3.3v around ATI264				<table><tr><td colspan="2">Version V10</td><td>10/10/96</td></tr><tr><td>Sheet 20</td><td>Add 100k pull up for RAS and CAS signals</td><td></td></tr><tr><td>Sheet 8</td><td>Add associate part for heatsink with fan No stuff gnd clip and move heatsinks to higher assembly BOM Change trap circuit for 50MHz Beirut such that 20pf is 7.5pf</td><td></td></tr></table>	Version V10		10/10/96	Sheet 20	Add 100k pull up for RAS and CAS signals		Sheet 8	Add associate part for heatsink with fan No stuff gnd clip and move heatsinks to higher assembly BOM Change trap circuit for 50MHz Beirut such that 20pf is 7.5pf				A																																																	
Version V3		2/13/96																																																																								
Sheet 16	Add decoupling caps to ATI264																																																																									
Sheet 19	Add decoupling caps btw 5v and 3.3v around ATI264																																																																									
Version V10		10/10/96																																																																								
Sheet 20	Add 100k pull up for RAS and CAS signals																																																																									
Sheet 8	Add associate part for heatsink with fan No stuff gnd clip and move heatsinks to higher assembly BOM Change trap circuit for 50MHz Beirut such that 20pf is 7.5pf																																																																									
	<table><tr><td colspan="2">Version V3</td><td>2/15/96</td></tr><tr><td>Sheet 15</td><td>Change monitor ID 0 to pin136 of ATI264</td><td></td></tr><tr><td>Sheet 6</td><td>Correct the connection of PCI_VIDEO_REQ* to PCI slot</td><td></td></tr></table>	Version V3		2/15/96	Sheet 15	Change monitor ID 0 to pin136 of ATI264		Sheet 6	Correct the connection of PCI_VIDEO_REQ* to PCI slot				<table><tr><td colspan="2">Version V11</td><td>11/14/96</td></tr><tr><td>Sheet 16</td><td>Change RSET resistor from 316 to 294</td><td></td></tr><tr><td>Sheet 20</td><td>Change RGB caps from 100pf to 47pf</td><td></td></tr><tr><td>Sheet 12</td><td>Change AVDD caps from 22uF and 0.1uF to 47uF and 0.001uF</td><td></td></tr><tr><td></td><td>Change part# of EMI sound clip to 805-1618</td><td></td></tr><tr><td></td><td>Change resistor at FET gate from 1k to 51</td><td></td></tr></table>	Version V11		11/14/96	Sheet 16	Change RSET resistor from 316 to 294		Sheet 20	Change RGB caps from 100pf to 47pf		Sheet 12	Change AVDD caps from 22uF and 0.1uF to 47uF and 0.001uF			Change part# of EMI sound clip to 805-1618			Change resistor at FET gate from 1k to 51				A																																								
Version V3		2/15/96																																																																								
Sheet 15	Change monitor ID 0 to pin136 of ATI264																																																																									
Sheet 6	Correct the connection of PCI_VIDEO_REQ* to PCI slot																																																																									
Version V11		11/14/96																																																																								
Sheet 16	Change RSET resistor from 316 to 294																																																																									
Sheet 20	Change RGB caps from 100pf to 47pf																																																																									
Sheet 12	Change AVDD caps from 22uF and 0.1uF to 47uF and 0.001uF																																																																									
	Change part# of EMI sound clip to 805-1618																																																																									
	Change resistor at FET gate from 1k to 51																																																																									
	<table><tr><td colspan="2">Version V3</td><td>2/17/96</td></tr><tr><td>Sheet 15</td><td>Add more res stuffing option for GT-B</td><td></td></tr></table>	Version V3		2/17/96	Sheet 15	Add more res stuffing option for GT-B				<table><tr><td colspan="2">Version V12</td><td>11/15/96</td></tr><tr><td>Sheet 20</td><td>Short cut resistor routing 5V to 1085 regulator</td><td></td></tr><tr><td>Sheet 5</td><td>Stuff mask ROM</td><td></td></tr><tr><td>Sheet 21</td><td>Stuff resistor to turn on burst mode</td><td></td></tr></table>	Version V12		11/15/96	Sheet 20	Short cut resistor routing 5V to 1085 regulator		Sheet 5	Stuff mask ROM		Sheet 21	Stuff resistor to turn on burst mode				A																																																	
Version V3		2/17/96																																																																								
Sheet 15	Add more res stuffing option for GT-B																																																																									
Version V12		11/15/96																																																																								
Sheet 20	Short cut resistor routing 5V to 1085 regulator																																																																									
Sheet 5	Stuff mask ROM																																																																									
Sheet 21	Stuff resistor to turn on burst mode																																																																									
	<table><tr><td colspan="2">Version V3</td><td>2/23/96</td></tr><tr><td>Sheet 2</td><td>Change heatsink to 790-0074 (blue heatsink)</td><td></td></tr><tr><td>Sheet 16</td><td>Change stuffing to supply 3.3v to AVdd of ATI264</td><td></td></tr><tr><td>Sheet 24</td><td>Change stuffing to enable VGA mode for ATI264</td><td></td></tr><tr><td>Sheet 23</td><td>Run ROMCS from ATI264 to enable OE* of Bios eeprom Change VI Mach from Mach110 to Mach211</td><td></td></tr></table>	Version V3		2/23/96	Sheet 2	Change heatsink to 790-0074 (blue heatsink)		Sheet 16	Change stuffing to supply 3.3v to AVdd of ATI264		Sheet 24	Change stuffing to enable VGA mode for ATI264		Sheet 23	Run ROMCS from ATI264 to enable OE* of Bios eeprom Change VI Mach from Mach110 to Mach211				<table><tr><td colspan="2">Version V5</td><td>6/4/996</td></tr><tr><td>Sheet 11</td><td>No stuff the decoupling cap at CUDA's reset pin</td><td></td></tr></table>	Version V5		6/4/996	Sheet 11	No stuff the decoupling cap at CUDA's reset pin				A																																														
Version V3		2/23/96																																																																								
Sheet 2	Change heatsink to 790-0074 (blue heatsink)																																																																									
Sheet 16	Change stuffing to supply 3.3v to AVdd of ATI264																																																																									
Sheet 24	Change stuffing to enable VGA mode for ATI264																																																																									
Sheet 23	Run ROMCS from ATI264 to enable OE* of Bios eeprom Change VI Mach from Mach110 to Mach211																																																																									
Version V5		6/4/996																																																																								
Sheet 11	No stuff the decoupling cap at CUDA's reset pin																																																																									
	<table><tr><td colspan="2">Version V3</td><td>4/26/96</td></tr><tr><td>Sheet 16</td><td>Enable relocatable IO space for ATI264</td><td></td></tr></table>	Version V3		4/26/96	Sheet 16	Enable relocatable IO space for ATI264				<table><tr><td colspan="2">Version V5</td><td>7/19/96</td></tr><tr><td>Sheet 20</td><td>Change sound jack emi clip part# to 805-1264</td><td></td></tr><tr><td>Sheet 21</td><td>No stuff snoop enable resistor</td><td></td></tr></table>	Version V5		7/19/96	Sheet 20	Change sound jack emi clip part# to 805-1264		Sheet 21	No stuff snoop enable resistor				A																																																				
Version V3		4/26/96																																																																								
Sheet 16	Enable relocatable IO space for ATI264																																																																									
Version V5		7/19/96																																																																								
Sheet 20	Change sound jack emi clip part# to 805-1264																																																																									
Sheet 21	No stuff snoop enable resistor																																																																									
	<table><tr><td colspan="2">Version V4</td><td>4/30/96</td></tr><tr><td>Sheet 8</td><td>Change series term res of Athens from 51 to 33 Change cap at PCI clk Beirut's XTALI to 33pf</td><td></td></tr></table>	Version V4		4/30/96	Sheet 8	Change series term res of Athens from 51 to 33 Change cap at PCI clk Beirut's XTALI to 33pf				<table><tr><td colspan="2">Version V5</td><td>7/18/96</td></tr><tr><td>Sheet 8, 16</td><td>Delete DCLK connection from Athens to ATI264</td><td></td></tr><tr><td>Sheet 13</td><td>Add 1k pull down to VID_SND_RET</td><td></td></tr><tr><td>Sheet 14</td><td>Connect AWACS's AGND2 pin directly to AGND Connect AWACS's DGND pin to DGND Remove components around AWACS that are NO STUFF</td><td></td></tr><tr><td>Sheet 15</td><td>Remove Transistors and resistors that are no longer used by SRS</td><td></td></tr><tr><td>Sheet 19</td><td>Add three EMI cap to chassis gnd for AMP_R, AMP_L and AMP_RET</td><td></td></tr><tr><td>Sheet 10</td><td>Change FCT245 to FCT2245 / ABT245-1 with balanced drive Change series res of IDE signals, CSxxFX, DIOR, DIOW to 10 No stuff AC termination for IDE data lines</td><td></td></tr><tr><td>Sheet 16</td><td>Add caps in parallel with the 75ohms at RGB lines</td><td></td></tr><tr><td>Sheet 22</td><td>No stuff EMI caps for RGB lines near foxconn</td><td></td></tr><tr><td>Sheet 18</td><td>Change stuffing option such that CSYNC is provided by MLB</td><td></td></tr><tr><td>Sheet 16,22</td><td>Replace parallel 75/301 resistors on RGB by 60.4 resistors</td><td></td></tr></table>	Version V5		7/18/96	Sheet 8, 16	Delete DCLK connection from Athens to ATI264		Sheet 13	Add 1k pull down to VID_SND_RET		Sheet 14	Connect AWACS's AGND2 pin directly to AGND Connect AWACS's DGND pin to DGND Remove components around AWACS that are NO STUFF		Sheet 15	Remove Transistors and resistors that are no longer used by SRS		Sheet 19	Add three EMI cap to chassis gnd for AMP_R, AMP_L and AMP_RET		Sheet 10	Change FCT245 to FCT2245 / ABT245-1 with balanced drive Change series res of IDE signals, CSxxFX, DIOR, DIOW to 10 No stuff AC termination for IDE data lines		Sheet 16	Add caps in parallel with the 75ohms at RGB lines		Sheet 22	No stuff EMI caps for RGB lines near foxconn		Sheet 18	Change stuffing option such that CSYNC is provided by MLB		Sheet 16,22	Replace parallel 75/301 resistors on RGB by 60.4 resistors				A																												
Version V4		4/30/96																																																																								
Sheet 8	Change series term res of Athens from 51 to 33 Change cap at PCI clk Beirut's XTALI to 33pf																																																																									
Version V5		7/18/96																																																																								
Sheet 8, 16	Delete DCLK connection from Athens to ATI264																																																																									
Sheet 13	Add 1k pull down to VID_SND_RET																																																																									
Sheet 14	Connect AWACS's AGND2 pin directly to AGND Connect AWACS's DGND pin to DGND Remove components around AWACS that are NO STUFF																																																																									
Sheet 15	Remove Transistors and resistors that are no longer used by SRS																																																																									
Sheet 19	Add three EMI cap to chassis gnd for AMP_R, AMP_L and AMP_RET																																																																									
Sheet 10	Change FCT245 to FCT2245 / ABT245-1 with balanced drive Change series res of IDE signals, CSxxFX, DIOR, DIOW to 10 No stuff AC termination for IDE data lines																																																																									
Sheet 16	Add caps in parallel with the 75ohms at RGB lines																																																																									
Sheet 22	No stuff EMI caps for RGB lines near foxconn																																																																									
Sheet 18	Change stuffing option such that CSYNC is provided by MLB																																																																									
Sheet 16,22	Replace parallel 75/301 resistors on RGB by 60.4 resistors																																																																									
	<table><tr><td colspan="2">Version V5</td><td>5/6/96</td></tr><tr><td>Sheet 14,15</td><td>Change sense logic to support Syrah using 3-channel jack</td><td></td></tr><tr><td>Sheet 7</td><td>Reroute mic sense to O'Hare</td><td></td></tr><tr><td>Sheet 11</td><td>Add EMI cap to ADB ground</td><td></td></tr></table>	Version V5		5/6/96	Sheet 14,15	Change sense logic to support Syrah using 3-channel jack		Sheet 7	Reroute mic sense to O'Hare		Sheet 11	Add EMI cap to ADB ground				<table><tr><td colspan="2">Version V5</td><td>7/19/96</td></tr><tr><td>Sheet 20</td><td>Change ground clip part# to 805-1518</td><td></td></tr><tr><td>Sheet 24</td><td>Add ground vias for shielding VI sound signals</td><td></td></tr></table>	Version V5		7/19/96	Sheet 20	Change ground clip part# to 805-1518		Sheet 24	Add ground vias for shielding VI sound signals				A																																														
Version V5		5/6/96																																																																								
Sheet 14,15	Change sense logic to support Syrah using 3-channel jack																																																																									
Sheet 7	Reroute mic sense to O'Hare																																																																									
Sheet 11	Add EMI cap to ADB ground																																																																									
Version V5		7/19/96																																																																								
Sheet 20	Change ground clip part# to 805-1518																																																																									
Sheet 24	Add ground vias for shielding VI sound signals																																																																									
	<table><tr><td colspan="2">Version V5</td><td>5/7/96</td></tr><tr><td>Sheet 14</td><td>Add NS AWACS as alt to Crystal AWACS</td><td></td></tr></table>	Version V5		5/7/96	Sheet 14	Add NS AWACS as alt to Crystal AWACS				<table><tr><td colspan="2">Version V5</td><td>7/18/96</td></tr><tr><td>Sheet 8, 16</td><td>Delete DCLK connection from Athens to ATI264</td><td></td></tr><tr><td>Sheet 13</td><td>Add 1k pull down to VID_SND_RET</td><td></td></tr><tr><td>Sheet 14</td><td>Connect AWACS's AGND2 pin directly to AGND Connect AWACS's DGND pin to DGND Remove components around AWACS that are NO STUFF</td><td></td></tr><tr><td>Sheet 15</td><td>Remove Transistors and resistors that are no longer used by SRS</td><td></td></tr><tr><td>Sheet 19</td><td>Add three EMI cap to chassis gnd for AMP_R, AMP_L and AMP_RET</td><td></td></tr><tr><td>Sheet 10</td><td>Change FCT245 to FCT2245 / ABT245-1 with balanced drive Change series res of IDE signals, CSxxFX, DIOR, DIOW to 10 No stuff AC termination for IDE data lines</td><td></td></tr><tr><td>Sheet 16</td><td>Add caps in parallel with the 75ohms at RGB lines</td><td></td></tr><tr><td>Sheet 22</td><td>No stuff EMI caps for RGB lines near foxconn</td><td></td></tr><tr><td>Sheet 18</td><td>Change stuffing option such that CSYNC is provided by MLB</td><td></td></tr><tr><td>Sheet 16,22</td><td>Replace parallel 75/301 resistors on RGB by 60.4 resistors</td><td></td></tr></table>	Version V5		7/18/96	Sheet 8, 16	Delete DCLK connection from Athens to ATI264		Sheet 13	Add 1k pull down to VID_SND_RET		Sheet 14	Connect AWACS's AGND2 pin directly to AGND Connect AWACS's DGND pin to DGND Remove components around AWACS that are NO STUFF		Sheet 15	Remove Transistors and resistors that are no longer used by SRS		Sheet 19	Add three EMI cap to chassis gnd for AMP_R, AMP_L and AMP_RET		Sheet 10	Change FCT245 to FCT2245 / ABT245-1 with balanced drive Change series res of IDE signals, CSxxFX, DIOR, DIOW to 10 No stuff AC termination for IDE data lines		Sheet 16	Add caps in parallel with the 75ohms at RGB lines		Sheet 22	No stuff EMI caps for RGB lines near foxconn		Sheet 18	Change stuffing option such that CSYNC is provided by MLB		Sheet 16,22	Replace parallel 75/301 resistors on RGB by 60.4 resistors				A																												
Version V5		5/7/96																																																																								
Sheet 14	Add NS AWACS as alt to Crystal AWACS																																																																									
Version V5		7/18/96																																																																								
Sheet 8, 16	Delete DCLK connection from Athens to ATI264																																																																									
Sheet 13	Add 1k pull down to VID_SND_RET																																																																									
Sheet 14	Connect AWACS's AGND2 pin directly to AGND Connect AWACS's DGND pin to DGND Remove components around AWACS that are NO STUFF																																																																									
Sheet 15	Remove Transistors and resistors that are no longer used by SRS																																																																									
Sheet 19	Add three EMI cap to chassis gnd for AMP_R, AMP_L and AMP_RET																																																																									
Sheet 10	Change FCT245 to FCT2245 / ABT245-1 with balanced drive Change series res of IDE signals, CSxxFX, DIOR, DIOW to 10 No stuff AC termination for IDE data lines																																																																									
Sheet 16	Add caps in parallel with the 75ohms at RGB lines																																																																									
Sheet 22	No stuff EMI caps for RGB lines near foxconn																																																																									
Sheet 18	Change stuffing option such that CSYNC is provided by MLB																																																																									
Sheet 16,22	Replace parallel 75/301 resistors on RGB by 60.4 resistors																																																																									
	<table><tr><td colspan="2">Version V5</td><td>5/8/96</td></tr><tr><td>Sheet 16</td><td>Hard join ATI_DCLK from VI Mach to ATI264</td><td></td></tr></table>	Version V5		5/8/96	Sheet 16	Hard join ATI_DCLK from VI Mach to ATI264				<table><tr><td colspan="2">Version V5</td><td>7/19/96</td></tr><tr><td>Sheet 20</td><td>Change sound jack emi clip part# to 805-1264</td><td></td></tr><tr><td>Sheet 21</td><td>No stuff snoop enable resistor</td><td></td></tr></table>	Version V5		7/19/96	Sheet 20	Change sound jack emi clip part# to 805-1264		Sheet 21	No stuff snoop enable resistor				A																																																				
Version V5		5/8/96																																																																								
Sheet 16	Hard join ATI_DCLK from VI Mach to ATI264																																																																									
Version V5		7/19/96																																																																								
Sheet 20	Change sound jack emi clip part# to 805-1264																																																																									
Sheet 21	No stuff snoop enable resistor																																																																									
	<table><tr><td colspan="2">Version V5</td><td>5/13/96</td></tr><tr><td>Sheet 14</td><td>Finalize the sense logic using OR gate</td><td></td></tr><tr><td>Sheet 7</td><td>Use OR gate to buffer the spk off signal from AWACS's P_OUT_1 Route AMP_OE signal from O'Hare, buffered by OR gate</td><td></td></tr></table>	Version V5		5/13/96	Sheet 14	Finalize the sense logic using OR gate		Sheet 7	Use OR gate to buffer the spk off signal from AWACS's P_OUT_1 Route AMP_OE signal from O'Hare, buffered by OR gate				<table><tr><td colspan="2">Version V5</td><td>7/19/96</td></tr><tr><td>Sheet 20</td><td>Change sound jack emi clip part# to 805-1264</td><td></td></tr><tr><td>Sheet 21</td><td>No stuff snoop enable resistor</td><td></td></tr></table>	Version V5		7/19/96	Sheet 20	Change sound jack emi clip part# to 805-1264		Sheet 21	No stuff snoop enable resistor				A																																																	
Version V5		5/13/96																																																																								
Sheet 14	Finalize the sense logic using OR gate																																																																									
Sheet 7	Use OR gate to buffer the spk off signal from AWACS's P_OUT_1 Route AMP_OE signal from O'Hare, buffered by OR gate																																																																									
Version V5		7/19/96																																																																								
Sheet 20	Change sound jack emi clip part# to 805-1264																																																																									
Sheet 21	No stuff snoop enable resistor																																																																									
	<table><tr><td colspan="2">Version V5</td><td>5/29/96</td></tr><tr><td>Sheet 13</td><td>Add decoupling cap to audio signal from Comm slot</td><td></td></tr></table>	Version V5		5/29/96	Sheet 13	Add decoupling cap to audio signal from Comm slot				<table><tr><td colspan="2">Version V5</td><td>7/19/96</td></tr><tr><td>Sheet 20</td><td>Change sound jack emi clip part# to 805-1264</td><td></td></tr><tr><td>Sheet 21</td><td>No stuff snoop enable resistor</td><td></td></tr></table>	Version V5		7/19/96	Sheet 20	Change sound jack emi clip part# to 805-1264		Sheet 21	No stuff snoop enable resistor				A																																																				
Version V5		5/29/96																																																																								
Sheet 13	Add decoupling cap to audio signal from Comm slot																																																																									
Version V5		7/19/96																																																																								
Sheet 20	Change sound jack emi clip part# to 805-1264																																																																									
Sheet 21	No stuff snoop enable resistor																																																																									
	<table><tr><td colspan="2">Version V5</td><td>6/4/996</td></tr><tr><td>Sheet 11</td><td>No stuff the decoupling cap at CUDA's reset pin</td><td></td></tr></table>	Version V5		6/4/996	Sheet 11	No stuff the decoupling cap at CUDA's reset pin				<table><tr><td colspan="2">Version V5</td><td>7/19/96</td></tr><tr><td>Sheet 20</td><td>Change sound jack emi clip part# to 805-1264</td><td></td></tr><tr><td>Sheet 21</td><td>No stuff snoop enable resistor</td><td></td></tr></table>	Version V5		7/19/96	Sheet 20	Change sound jack emi clip part# to 805-1264		Sheet 21	No stuff snoop enable resistor				A																																																				
Version V5		6/4/996																																																																								
Sheet 11	No stuff the decoupling cap at CUDA's reset pin																																																																									
Version V5		7/19/96																																																																								
Sheet 20	Change sound jack emi clip part# to 805-1264																																																																									
Sheet 21	No stuff snoop enable resistor																																																																									
	<table><tr><td colspan="2">Version V5</td><td>5/13/96</td></tr><tr><td>Sheet 14</td><td>Finalize the sense logic using OR gate</td><td></td></tr><tr><td>Sheet 7</td><td>Use OR gate to buffer the spk off signal from AWACS's P_OUT_1 Route AMP_OE signal from O'Hare, buffered by OR gate</td><td></td></tr></table>	Version V5		5/13/96	Sheet 14	Finalize the sense logic using OR gate		Sheet 7	Use OR gate to buffer the spk off signal from AWACS's P_OUT_1 Route AMP_OE signal from O'Hare, buffered by OR gate				<table><tr><td colspan="2">Version V5</td><td>7/19/96</td></tr><tr><td>Sheet 20</td><td>Change sound jack emi clip part# to 805-1264</td><td></td></tr><tr><td>Sheet 21</td><td>No stuff snoop enable resistor</td><td></td></tr></table>	Version V5		7/19/96	Sheet 20	Change sound jack emi clip part# to 805-1264		Sheet 21	No stuff snoop enable resistor				A																																																	
Version V5		5/13/96																																																																								
Sheet 14	Finalize the sense logic using OR gate																																																																									
Sheet 7	Use OR gate to buffer the spk off signal from AWACS's P_OUT_1 Route AMP_OE signal from O'Hare, buffered by OR gate																																																																									
Version V5		7/19/96																																																																								
Sheet 20	Change sound jack emi clip part# to 805-1264																																																																									
Sheet 21	No stuff snoop enable resistor																																																																									
	<table><tr><td colspan="2">Version V5</td><td>5/29/96</td></tr><tr><td>Sheet 13</td><td>Add decoupling cap to audio signal from Comm slot</td><td></td></tr></table>	Version V5		5/29/96	Sheet 13	Add decoupling cap to audio signal from Comm slot				<table><tr><td colspan="2">Version V5</td><td>7/19/96</td></tr><tr><td>Sheet 20</td><td>Change sound jack emi clip part# to 805-1264</td><td></td></tr><tr><td>Sheet 21</td><td>No stuff snoop enable resistor</td><td></td></tr></table>	Version V5		7/19/96	Sheet 20	Change sound jack emi clip part# to 805-1264		Sheet 21	No stuff snoop enable resistor				A																																																				
Version V5		5/29/96																																																																								
Sheet 13	Add decoupling cap to audio signal from Comm slot																																																																									
Version V5		7/19/96																																																																								
Sheet 20	Change sound jack emi clip part# to 805-1264																																																																									
Sheet 21	No stuff snoop enable resistor																																																																									
	<table><tr><td colspan="2">Version V5</td><td>6/4/996</td></tr><tr><td>Sheet 11</td><td>No stuff the decoupling cap at CUDA's reset pin</td><td></td></tr></table>	Version V5		6/4/996	Sheet 11	No stuff the decoupling cap at CUDA's reset pin				<table><tr><td colspan="2">Version V5</td><td>7/19/96</td></tr><tr><td>Sheet 20</td><td>Change sound jack emi clip part# to 805-1264</td><td></td></tr><tr><td>Sheet 21</td><td>No stuff snoop enable resistor</td><td></td></tr></table>	Version V5		7/19/96	Sheet 20	Change sound jack emi clip part# to 805-1264		Sheet 21	No stuff snoop enable resistor				A																																																				
Version V5		6/4/996																																																																								
Sheet 11	No stuff the decoupling cap at CUDA's reset pin																																																																									
Version V5		7/19/96																																																																								
Sheet 20	Change sound jack emi clip part# to 805-1264																																																																									
Sheet 21	No stuff snoop enable resistor																																																																									
	<table><tr><td colspan="2">Version V5</td><td>5/13/96</td></tr><tr><td>Sheet 14</td><td>Finalize the sense logic using OR gate</td><td></td></tr><tr><td>Sheet 7</td><td>Use OR gate to buffer the spk off signal from AWACS's P_OUT_1 Route AMP_OE signal from O'Hare, buffered by OR gate</td><td></td></tr></table>	Version V5		5/13/96	Sheet 14	Finalize the sense logic using OR gate		Sheet 7	Use OR gate to buffer the spk off signal from AWACS's P_OUT_1 Route AMP_OE signal from O'Hare, buffered by OR gate				<table><tr><td colspan="2">Version V5</td><td>7/19/96</td></tr><tr><td>Sheet 20</td><td>Change sound jack emi clip part# to 805-1264</td><td></td></tr><tr><td>Sheet 21</td><td>No stuff snoop enable resistor</td><td></td></tr></table>	Version V5		7/19/96	Sheet 20	Change sound jack emi clip part# to 805-1264		Sheet 21	No stuff snoop enable resistor				A																																																	
Version V5		5/13/96																																																																								
Sheet 14	Finalize the sense logic using OR gate																																																																									
Sheet 7	Use OR gate to buffer the spk off signal from AWACS's P_OUT_1 Route AMP_OE signal from O'Hare, buffered by OR gate																																																																									
Version V5		7/19/96																																																																								
Sheet 20	Change sound jack emi clip part# to 805-1264																																																																									
Sheet 21	No stuff snoop enable resistor																																																																									
	<table><tr><td colspan="2">Version V5</td><td>5/29/96</td></tr><tr><td>Sheet 13</td><td>Add decoupling cap to audio signal from Comm slot</td><td></td></tr></table>	Version V5		5/29/96	Sheet 13	Add decoupling cap to audio signal from Comm slot				<table><tr><td colspan="2">Version V5</td><td>7/19/96</td></tr><tr><td>Sheet 20</td><td>Change sound jack emi clip part# to 805-1264</td><td></td></tr><tr><td>Sheet 21</td><td>No stuff snoop enable resistor</td><td></td></tr></table>	Version V5		7/19/96	Sheet 20	Change sound jack emi clip part# to 805-1264		Sheet 21	No stuff snoop enable resistor				A																																																				
Version V5		5/29/96																																																																								
Sheet 13	Add decoupling cap to audio signal from Comm slot																																																																									
Version V5		7/19/96																																																																								
Sheet 20	Change sound jack emi clip part# to 805-1264																																																																									
Sheet 21	No stuff snoop enable resistor																																																																									
	<table><tr><td colspan="2">Version V5</td><td>6/4/996</td></tr><tr><td>Sheet 11</td><td>No stuff the decoupling cap at CUDA's reset pin</td><td></td></tr></table>	Version V5		6/4/996	Sheet 11	No stuff the decoupling cap at CUDA's reset pin				<table><tr><td colspan="2">Version V5</td><td>7/19/96</td></tr><tr><td>Sheet 20</td><td>Change sound jack emi clip part# to 805-1264</td><td></td></tr><tr><td>Sheet 21</td><td>No stuff snoop enable resistor</td><td></td></tr></table>	Version V5		7/19/96	Sheet 20	Change sound jack emi clip part# to 805-1264		Sheet 21	No stuff snoop enable resistor				A																																																				
Version V5		6/4/996																																																																								
Sheet 11	No stuff the decoupling cap at CUDA's reset pin																																																																									
Version V5		7/19/96																																																																								
Sheet 20	Change sound jack emi clip part# to 805-1264																																																																									
Sheet 21	No stuff snoop enable resistor																																																																									
	<table><tr><td colspan="2">Version V5</td><td>5/13/96</td></tr><tr><td>Sheet 14</td><td>Finalize the sense logic using OR gate</td><td></td></tr><tr><td>Sheet 7</td><td>Use OR gate to buffer the spk off signal from AWACS's P_OUT_1 Route AMP_OE signal from O'Hare, buffered by OR gate</td><td></td></tr></table>	Version V5		5/13/96	Sheet 14	Finalize the sense logic using OR gate		Sheet 7	Use OR gate to buffer the spk off signal from AWACS's P_OUT_1 Route AMP_OE signal from O'Hare, buffered by OR gate				<table><tr><td colspan="2">Version V5</td><td>7/19/96</td></tr><tr><td>Sheet 20</td><td>Change sound jack emi clip part# to 805-1264</td><td></td></tr><tr><td>Sheet 21</td><td>No stuff snoop enable resistor</td><td></td></tr></table>	Version V5		7/19/96	Sheet 20	Change sound jack emi clip part# to 805-1264		Sheet 21	No stuff snoop enable resistor				A																																																	
Version V5		5/13/96																																																																								
Sheet 14	Finalize the sense logic using OR gate																																																																									
Sheet 7	Use OR gate to buffer the spk off signal from AWACS's P_OUT_1 Route AMP_OE signal from O'Hare, buffered by OR gate																																																																									
Version V5		7/19/96																																																																								
Sheet 20	Change sound jack emi clip part# to 805-1264																																																																									
Sheet 21	No stuff snoop enable resistor																																																																									
	<table><tr><td colspan="2">Version V5</td><td>5/29/96</td></tr><tr><td>Sheet 13</td><td>Add decoupling cap to audio signal from Comm slot</td><td></td></tr></table>	Version V5		5/29/96	Sheet 13	Add decoupling cap to audio signal from Comm slot				<table><tr><td colspan="2">Version V5</td><td>7/19/96</td></tr><tr><td>Sheet 20</td><td>Change sound jack emi clip part# to 805-1264</td><td></td></tr><tr><td>Sheet 21</td><td>No stuff snoop enable resistor</td><td></td></tr></table>	Version V5		7/19/96	Sheet 20	Change sound jack emi clip part# to 805-1264		Sheet 21	No stuff snoop enable resistor				A																																																				
Version V5		5/29/96																																																																								
Sheet 13	Add decoupling cap to audio signal from Comm slot																																																																									
Version V5		7/19/96																																																																								
Sheet 20	Change sound jack emi clip part# to 805-1264																																																																									
Sheet 21	No stuff snoop enable resistor																																																																									
	<table><tr><td colspan="2">Version V5</td><td>6/4/996</td></tr><tr><td>Sheet 11</td><td>No stuff the decoupling cap at CUDA's reset pin</td><td></td></tr></table>	Version V5		6/4/996	Sheet 11	No stuff the decoupling cap at CUDA's reset pin				<table><tr><td colspan="2">Version V5</td><td>7/19/96</td></tr><tr><td>Sheet 20</td><td>Change sound jack emi clip part# to 805-1264</td><td></td></tr><tr><td>Sheet 21</td><td>No stuff snoop enable resistor</td><td></td></tr></table>	Version V5		7/19/96	Sheet 20	Change sound jack emi clip part# to 805-1264		Sheet 21	No stuff snoop enable resistor				A																																																				
Version V5		6/4/996																																																																								
Sheet 11	No stuff the decoupling cap at CUDA's reset pin																																																																									
Version V5		7/19/96																																																																								
Sheet 20	Change sound jack emi clip part# to 805-1264																																																																									
Sheet 21	No stuff snoop enable resistor																																																																									
	<table><tr><td colspan="2">Version V5</td><td>5/13/96</td></tr><tr><td>Sheet 14</td><td>Finalize the sense logic using OR gate</td><td></td></tr><tr><td>Sheet 7</td><td>Use OR gate to buffer the spk off signal from AWACS's P_OUT_1 Route AMP_OE signal from O'Hare, buffered by OR gate</td><td></td></tr></table>	Version V5		5/13/96	Sheet 14	Finalize the sense logic using OR gate		Sheet 7	Use OR gate to buffer the spk off signal from AWACS's P_OUT_1 Route AMP_OE signal from O'Hare, buffered by OR gate				<table><tr><td colspan="2">Version V5</td><td>7/19/96</td></tr><tr><td>Sheet 20</td><td>Change sound jack emi clip part# to 805-1264</td><td></td></tr><tr><td>Sheet 21</td><td>No stuff snoop enable resistor</td><td></td></tr></table>	Version V5		7/19/96	Sheet 20	Change sound jack emi clip part# to 805-1264		Sheet 21	No stuff snoop enable resistor				A																																																	
Version V5		5/13/96																																																																								
Sheet 14	Finalize the sense logic using OR gate																																																																									
Sheet 7	Use OR gate to buffer the spk off signal from AWACS's P_OUT_1 Route AMP_OE signal from O'Hare, buffered by OR gate																																																																									
Version V5		7/19/96																																																																								
Sheet 20	Change sound jack emi clip part# to 805-1264																																																																									
Sheet 21	No stuff snoop enable resistor																																																																									
	<table><tr><td colspan="2">Version V5</td><td>5/29/96</td></tr><tr><td>Sheet 13</td><td>Add decoupling cap to audio signal from Comm slot</td><td></td></tr></table>	Version V5		5/29/96	Sheet 13	Add decoupling cap to audio signal from Comm slot				<table><tr><td colspan="2">Version V5</td><td>7/19/96</td></tr><tr><td>Sheet 20</td><td>Change sound jack emi clip part# to 805-1264</td><td></td></tr><tr><td>Sheet 21</td><td>No stuff snoop enable resistor</td><td></td></tr></table>	Version V5		7/19/96	Sheet 20	Change sound jack emi clip part# to 805-1264		Sheet 21	No stuff snoop enable resistor				A																																																				
Version V5		5/29/96																																																																								
Sheet 13	Add decoupling cap to audio signal from Comm slot																																																																									
Version V5		7/19/96																																																																								
Sheet 20	Change sound jack emi clip part# to 805-1264																																																																									
Sheet 21	No stuff snoop enable resistor																																																																									
	<table><tr><td colspan="2">Version V5</td><td>6/4/996</td></tr><tr><td>Sheet 11</td><td>No stuff the decoupling cap at CUDA's reset pin</td><td></td></tr></table>	Version V5		6/4/996	Sheet 11	No stuff the decoupling cap at CUDA's reset pin				<table><tr><td colspan="2">Version V5</td><td>7/19/96</td></tr><tr><td>Sheet 20</td><td>Change sound jack emi clip part# to 805-1264</td><td></td></tr><tr><td>Sheet 21</td><td>No stuff snoop enable resistor</td><td></td></tr></table>	Version V5		7/19/96	Sheet 20	Change sound jack emi clip part# to 805-1264		Sheet 21	No stuff snoop enable resistor				A																																																				
Version V5		6/4/996																																																																								
Sheet 11	No stuff the decoupling cap at CUDA's reset pin																																																																									
Version V5		7/19/96																																																																								
Sheet 20	Change sound jack emi clip part# to 805-1264																																																																									
Sheet 21	No stuff snoop enable resistor																																																																									
	<table><tr><td colspan="2">Version V5</td><td>5/13/96</td></tr><tr><td>Sheet 14</td><td>Finalize the sense logic using OR gate</td><td></td></tr><tr><td>Sheet 7</td><td>Use OR gate to buffer the spk off signal from AWACS's P_OUT_1 Route AMP_OE signal from O'Hare, buffered by OR gate</td><td></td></tr></table>	Version V5		5/13/96	Sheet 14	Finalize the sense logic using OR gate		Sheet 7	Use OR gate to buffer the spk off signal from AWACS's P_OUT_1 Route AMP_OE signal from O'Hare, buffered by OR gate				<table><tr><td colspan="2">Version V5</td><td>7/19/96</td></tr><tr><td>Sheet 20</td><td>Change sound jack emi clip part# to 805-1264</td><td></td></tr><tr><td>Sheet 21</td><td>No stuff snoop enable resistor</td><td></td></tr></table>	Version V5		7/19/96	Sheet 20	Change sound jack emi clip part# to 805-1264		Sheet 21	No stuff snoop enable resistor				A																																																	
Version V5		5/13/96																																																																								
Sheet 14	Finalize the sense logic using OR gate																																																																									
Sheet 7	Use OR gate to buffer the spk off signal from AWACS's P_OUT_1 Route AMP_OE signal from O'Hare, buffered by OR gate																																																																									
Version V5		7/19/96																																																																								
Sheet 20	Change sound jack emi clip part# to 805-1264																																																																									
Sheet 21	No stuff snoop enable resistor																																																																									
	<table><tr><td colspan="2">Version V5</td><td>5/29/96</td></tr><tr><td>Sheet 13</td><td>Add decoupling cap to audio signal from Comm slot</td><td></td></tr></table>	Version V5		5/29/96	Sheet 13	Add decoupling cap to audio signal from Comm slot				<table><tr><td colspan="2">Version V5</td><td>7/19/96</td></tr><tr><td>Sheet 20</td><td>Change sound jack emi clip part# to 805-1264</td><td></td></tr><tr><td>Sheet 21</td><td>No stuff snoop enable resistor</td><td></td></tr></table>	Version V5		7/19/96	Sheet 20	Change sound jack emi clip part# to 805-1264		Sheet 21	No stuff snoop enable resistor				A																																																				
Version V5		5/29/96																																																																								
Sheet 13	Add decoupling cap to audio signal from Comm slot																																																																									
Version V5		7/19/96																																																																								
Sheet 20	Change sound jack emi clip part# to 805-1264																																																																									
Sheet 21	No stuff snoop enable resistor																																																																									
	<table><tr><td colspan="2">Version V5</td><td>6/4/996</td></tr><tr><td>Sheet 11</td><td>No stuff the decoupling cap at CUDA's reset pin</td><td></td></tr></table>	Version V5		6/4/996	Sheet 11	No stuff the decoupling cap at CUDA's reset pin				<table><tr><td colspan="2">Version V5</td><td>7/19/96</td></tr><tr><td>Sheet 20</td><td>Change sound jack emi clip part# to 805-1264</td><td></td></tr><tr><td>Sheet 21</td><td>No stuff snoop enable resistor</td><td></td></tr></table>	Version V5		7/19/96	Sheet 20	Change sound jack emi clip part# to 805-1264		Sheet 21	No stuff snoop enable resistor				A																																																				
Version V5		6/4/996																																																																								
Sheet 11	No stuff the decoupling cap at CUDA's reset pin																																																																									
Version V5		7/19/96																																																																								
Sheet 20	Change sound jack emi clip part# to 805-1264																																																																									
Sheet 21	No stuff snoop enable resistor																																																																									
	<table><tr><td colspan="2">Version V5</td><td>5/13/96</td></tr><tr><td>Sheet 14</td><td>Finalize the sense logic using OR gate</td><td></td></tr><tr><td>Sheet 7</td><td>Use OR gate to buffer the spk off signal from AWACS's P_OUT_1 Route AMP_OE signal from O'Hare, buffered by OR gate</td><td></td></tr></table>	Version V5		5/13/96	Sheet 14	Finalize the sense logic using OR gate		Sheet 7	Use OR gate to buffer the spk off signal from AWACS's P_OUT_1 Route AMP_OE signal from O'Hare, buffered by OR gate				<table><tr><td colspan="2">Version V5</td><td>7/19/96</td></tr><tr><td>Sheet 20</td><td>Change sound jack emi clip part# to 805-1264</td><td></td></tr><tr><td>Sheet 21</td><td>No stuff snoop enable resistor</td><td></td></tr></table>	Version V5		7/19/96	Sheet 20	Change sound jack emi clip part# to 805-1264		Sheet 21	No stuff snoop enable resistor				A																																																	
Version V5		5/13/96																																																																								
Sheet 14	Finalize the sense logic using OR gate																																																																									
Sheet 7	Use OR gate to buffer the spk off signal from AWACS's P_OUT_1 Route AMP_OE signal from O'Hare, buffered by OR gate																																																																									
Version V5		7/19/96																																																																								
Sheet 20	Change sound jack emi clip part# to 805-1264																																																																									
Sheet 21	No stuff snoop enable resistor																																																																									
	<table><tr><td colspan="2">Version V5</td><td>5/29/96</td></tr><tr><td>Sheet 13</td><td>Add decoupling cap to audio signal from Comm slot</td><td></td></tr></table>	Version V5		5/29/96	Sheet 13	Add decoupling cap to audio signal from Comm slot				<table><tr><td colspan="2">Version V5</td><td>7/19/96</td></tr><tr><td>Sheet 20</td><td>Change sound jack emi clip part# to 805-1264</td><td></td></tr><tr><td>Sheet 21</td><td>No stuff snoop enable resistor</td><td></td></tr></table>	Version V5		7/19/96	Sheet 20	Change sound jack emi clip part# to 805-1264		Sheet 21	No stuff snoop enable resistor				A																																																				
Version V5		5/29/96																																																																								
Sheet 13	Add decoupling cap to audio signal from Comm slot																																																																									
Version V5		7/19/96																																																																								
Sheet 20	Change sound jack emi clip part# to 805-1264																																																																									
Sheet 21	No stuff snoop enable resistor																																																																									
	<table><tr><td colspan="2">Version V5</td><td>6/4/996</td></tr><tr><td>Sheet 11</td><td>No stuff the decoupling cap at CUDA's reset pin</td><td></td></tr></table>	Version V5		6/4/996	Sheet 11	No stuff the decoupling cap at CUDA's reset pin				<table><tr><td colspan="2">Version V5</td><td>7/19/96</td></tr><tr><td>Sheet 20</td><td>Change sound jack emi clip part# to 805-1264</td><td></td></tr><tr><td>Sheet 21</td><td>No stuff snoop enable resistor</td><td></td></tr></table>	Version V5		7/19/96	Sheet 20	Change sound jack emi clip part# to 805-1264		Sheet 21	No stuff snoop enable resistor				A																																																				
Version V5		6/4/996																																																																								
Sheet 11	No stuff the decoupling cap at CUDA's reset pin																																																																									
Version V5		7/19/96																																																																								
Sheet 20	Change sound jack emi clip part# to 805-1264																																																																									
Sheet 21	No stuff snoop enable resistor																																																																									
	<table><tr><td colspan="2">Version V5</td><td>5/13/96</td></tr><tr><td>Sheet 14</td><td>Finalize the sense logic using OR gate</td><td></td></tr><tr><td>Sheet 7</td><td>Use OR gate to buffer the spk off signal from AWACS's P_OUT_1 Route AMP_OE signal from O'Hare, buffered by OR gate</td><td></td></tr></table>	Version V5		5/13/96	Sheet 14	Finalize the sense logic using OR gate		Sheet 7	Use OR gate to buffer the spk off signal from AWACS's P_OUT_1 Route AMP_OE signal from O'Hare, buffered by OR gate				<table><tr><td colspan="2">Version V5</td><td>7/19/96</td></tr><tr><td>Sheet 20</td><td>Change sound jack emi clip part# to 805-1264</td><td></td></tr><tr><td>Sheet 21</td><td>No stuff snoop enable resistor</td><td></td></tr></table>	Version V5		7/19/96	Sheet 20	Change sound jack emi clip part# to 805-1264		Sheet 21	No stuff snoop enable resistor				A																																																	
Version V5		5/13/96																																																																								
Sheet 14	Finalize the sense logic using OR gate																																																																									
Sheet 7	Use OR gate to buffer the spk off signal from AWACS's P_OUT_1 Route AMP_OE signal from O'Hare, buffered by OR gate																																																																									
Version V5		7/19/96																																																																								
Sheet 20	Change sound jack emi clip part# to 805-1264																																																																									
Sheet 21	No stuff snoop enable resistor																																																																									
	<table><tr><td colspan="2">Version V5</td><td>5/29/96</td></tr><tr><td>Sheet 13</td><td>Add decoupling cap to audio signal from Comm slot</td><td></td></tr></table>	Version V5		5/29/96	Sheet 13	Add decoupling cap to audio signal from Comm slot				<table><tr><td colspan="2">Version V5</td><td>7/19/96</td></tr><tr><td>Sheet 20</td><td>Change sound jack emi clip part# to 805-1264</td><td></td></tr><tr><td>Sheet 21</td><td>No stuff snoop enable resistor</td><td></td></tr></table>	Version V5		7/19/96	Sheet 20	Change sound jack emi clip part# to 805-1264		Sheet 21	No stuff snoop enable resistor				A																																																				
Version V5		5/29/96																																																																								
Sheet 13	Add decoupling cap to audio signal from Comm slot																																																																									
Version V5		7/19/96																																																																								
Sheet 20	Change sound jack emi clip part# to 805-1264																																																																									
Sheet 21	No stuff snoop enable resistor																																																																									
	<table><tr><td colspan="2">Version V5</td><td>6/4/996</td></tr><tr><td>Sheet 11</td><td>No stuff the decoupling cap at CUDA's reset pin</td><td></td></tr></table>	Version V5		6/4/996	Sheet 11	No stuff the decoupling cap at CUDA's reset pin				<table><tr><td colspan="2">Version V5</td><td>7/19/96</td></tr><tr><td>Sheet 20</td><td>Change sound jack emi clip part# to 805-1264</td><td></td></tr><tr><td>Sheet 21</td><td>No stuff snoop enable resistor</td><td></td></tr></table>	Version V5		7/19/96	Sheet 20	Change sound jack emi clip part# to 805-1264		Sheet 21	No stuff snoop enable resistor				A																																																				
Version V5		6/4/996																																																																								
Sheet 11	No stuff the decoupling cap at CUDA's reset pin																																																																									
Version V5		7/19/96																																																																								
Sheet 20	Change sound jack emi clip part# to 805-1264																																																																									
Sheet 21	No stuff snoop enable resistor																																																																									
	<table><tr><td colspan="2">Version V5</td><td>5/13/96</td></tr><tr><td>Sheet 14</td><td>Finalize the sense logic using OR gate</td><td></td></tr><tr><td>Sheet 7</td><td>Use OR gate to buffer the spk off signal from AWACS's P_OUT_1 Route AMP_OE signal from O'Hare, buffered by OR gate</td><td></td></tr></table>	Version V5		5/13/96	Sheet 14	Finalize the sense logic using OR gate		Sheet 7	Use OR gate to buffer the spk off signal from AWACS's P_OUT_1 Route AMP_OE signal from O'Hare, buffered by OR gate				<table><tr><td colspan="2">Version V5</td><td>7/19/96</td></tr><tr><td>Sheet 20</td><td>Change sound jack emi clip part# to 805-1264</td><td></td></tr><tr><td>Sheet 21</td><td>No stuff snoop enable resistor</td><td></td></tr></table>	Version V5		7/19/96	Sheet 20	Change sound jack emi clip part# to 805-1264		Sheet 21	No stuff snoop enable resistor				A																																																	
Version V5		5/13/96																																																																								
Sheet 14	Finalize the sense logic using OR gate																																																																									
Sheet 7	Use OR gate to buffer the spk off signal from AWACS's P_OUT_1 Route AMP_OE signal from O'Hare, buffered by OR gate																																																																									
Version V5		7/19/96																																																																								
Sheet 20	Change sound jack emi clip part# to 805-1264																																																																									
Sheet 21	No stuff snoop enable resistor																																																																									
	<table><tr><td colspan="2">Version V5</td><td>5/29/96</td></tr><tr><td>Sheet 13</td><td>Add decoupling cap to audio signal from Comm slot</td><td></td></tr></table>	Version V5		5/29/96	Sheet 13	Add decoupling cap to audio signal from Comm slot				<table><tr><td colspan="2">Version V5</td><td>7/19/96</td></tr><tr><td>Sheet 20</td><td>Change sound jack emi clip part# to 805-1264</td><td></td></tr><tr><td>Sheet 21</td><td>No stuff snoop enable resistor</td><td></td></tr></table>	Version V5		7/19/96	Sheet 20	Change sound jack emi clip part# to 805-1264		Sheet 21	No stuff snoop enable resistor				A																																																				
Version V5		5/29/96																																																																								
Sheet 13	Add decoupling cap to audio signal from Comm slot																																																																									
Version V5		7/19/96																																																																								
Sheet 20	Change sound jack emi clip part# to 805-1264																																																																									
Sheet 21	No stuff snoop enable resistor																																																																									
	<table><tr><td colspan="2">Version V5</td><td>6/4/996</td></tr><tr><td>Sheet 11</td><td>No stuff the decoupling cap at CUDA's reset pin</td><td></td></tr></table>	Version V5		6/4/996	Sheet 11	No stuff the decoupling cap at CUDA's reset pin				<table><tr><td colspan="2">Version V5</td><td>7/19/96</td></tr><tr><td>Sheet 20</td><td>Change sound jack emi clip part# to 805-1264</td><td></td></tr><tr><td>Sheet 21</td><td>No stuff snoop enable resistor</td><td></td></tr></table>	Version V5		7/19/96	Sheet 20	Change sound jack emi clip part# to 805-1264		Sheet 21	No stuff snoop enable resistor				A																																																				
Version V5		6/4/996																																																																								
Sheet 11	No stuff the decoupling cap at CUDA's reset pin																																																																									
Version V5		7/19/96																																																																								
Sheet 20	Change sound jack emi clip part# to 805-1264																																																																									
Sheet 21	No stuff snoop enable resistor																																																																									
	<table><tr><td colspan="2">Version V5</td><td>5/13/96</td></tr><tr><td>Sheet 14</td><td>Finalize the sense logic using OR gate</td><td></td></tr><tr><td>Sheet 7</td><td>Use OR gate to buffer the spk off signal from AWACS's P_OUT_1 Route AMP_OE signal from O'Hare, buffered by OR gate</td><td></td></tr></table>	Version V5		5/13/96	Sheet 14	Finalize the sense logic using OR gate		Sheet 7	Use OR gate to buffer the spk off signal from AWACS's P_OUT_1 Route AMP_OE signal from O'Hare, buffered by OR gate				<table><tr><td colspan="2">Version V5</td><td>7/19/96</td></tr><tr><td>Sheet 20</td><td>Change sound jack emi clip part# to 805-1264</td><td></td></tr><tr><td>Sheet 21</td><td>No stuff snoop enable resistor</td><td></td></tr></table>	Version V5		7/19/96	Sheet 20	Change sound jack emi clip part# to 805-1264		Sheet 21	No stuff snoop enable resistor				A																																																	
Version V5		5/13/96																																																																								
Sheet 14	Finalize the sense logic using OR gate																																																																									
Sheet 7	Use OR gate to buffer the spk off signal from AWACS's P_OUT_1 Route AMP_OE signal from O'Hare, buffered by OR gate																																																																									
Version V5		7/19/96																																																																								
Sheet 20	Change sound jack emi clip part# to 805-1264																																																																									
Sheet 21	No stuff snoop enable resistor																																																																									
	<table><tr><td colspan="2">Version V5</td><td>5/29/96</td></tr><tr><td>Sheet 13</td><td>Add decoupling cap to audio signal from Comm slot</td><td></td></tr></table>	Version V5		5/29/96	Sheet 13	Add decoupling cap to audio signal from Comm slot				<table><tr><td colspan="2">Version V5</td><td>7/19/96</td></tr><tr><td>Sheet 20</td><td>Change sound jack emi clip part# to 805-1264</td><td></td></tr><tr><td>Sheet 21</td><td>No stuff snoop enable resistor</td><td></td></tr></table>	Version V5		7/19/96	Sheet 20	Change sound jack emi clip part# to 805-1264		Sheet 21	No stuff snoop enable resistor				A																																																				
Version V5		5/29/96																																																																								
Sheet 13	Add decoupling cap to audio signal from Comm slot																																																																									
Version V5		7/19/96																																																																								
Sheet 20	Change sound jack emi clip part# to 805-1264																																																																									
Sheet 21	No stuff snoop enable resistor																																																																									
	<table><tr><td colspan="2">Version V5</td><td>6/4/996</td></tr><tr><td>Sheet 11</td><td>No stuff the decoupling cap at CUDA's reset pin</td><td></td></tr></table>	Version V5		6/4/996	Sheet 11	No stuff the decoupling cap at CUDA's reset pin				<table><tr><td colspan="2">Version V5</td><td>7/19/96</td></tr><tr><td>Sheet 20</td><td>Change sound jack emi clip part# to 805-1264</td><td></td></tr><tr><td>Sheet 21</td><td>No stuff snoop enable resistor</td><td></td></tr></table>	Version V5		7/19/96	Sheet 20	Change sound jack emi clip part# to 805-1264		Sheet 21	No stuff snoop enable resistor				A																																																				
Version V5		6/4/996																																																																								
Sheet 11	No stuff the decoupling cap at CUDA's reset pin																																																																									
Version V5		7/19/96																																																																								
Sheet 20	Change sound jack emi clip part# to 805-1264																																																																									
Sheet 21	No stuff snoop enable resistor																																																																									
	<table><tr><td colspan="2">Version V5</td><td>5/13/96</td></tr><tr><td>Sheet 14</td><td>Finalize the sense logic using OR gate</td><td></td></tr><tr><td>Sheet 7</td><td>Use OR gate to buffer the spk off signal from AWACS's P_OUT_1 Route AMP_OE signal from O'Hare, buffered by OR gate</td><td></td></tr></table>	Version V5		5/13/96	Sheet 14	Finalize the sense logic using OR gate		Sheet 7	Use OR gate to buffer the spk off signal from AWACS's P_OUT_1 Route AMP_OE signal from O'Hare, buffered by OR gate				<table><tr><td colspan="2">Version V5</td><td>7/19/96</td></tr><tr><td>Sheet 20</td><td>Change sound jack emi clip part# to 805-1264</td><td></td></tr><tr><td>Sheet 21</td><td>No stuff snoop enable resistor</td><td></td></tr></table>	Version V5		7/19/96	Sheet 20	Change sound jack emi clip part# to 805-1264		Sheet 21	No stuff snoop enable resistor				A																																																	
Version V5		5/13/96																																																																								
Sheet 14	Finalize the sense logic using OR gate																																																																									
Sheet 7	Use OR gate to buffer the spk off signal from AWACS's P_OUT_1 Route AMP_OE signal from O'Hare, buffered by OR gate																																																																									
Version V5		7/19/96																																																																								
Sheet 20	Change sound jack emi clip part# to 805-1264																																																																									
Sheet 21	No stuff snoop enable resistor																																																																									
	<table><tr><td colspan="2">Version V5</td><td>5/29/96</td></tr><tr><td>Sheet 13</td><td>Add decoupling cap to audio signal from Comm slot</td><td></td></tr></table>	Version V5		5/29/96	Sheet 13	Add decoupling cap to audio signal from Comm slot			</																																																																	
Version V5		5/29/96																																																																								
Sheet 13	Add decoupling cap to audio signal from Comm slot																																																																									

Change History

ECS CAD GENERATED

NOTICE OF PROPRIETARY PROPERTY  
THE INFORMATION CONTAINED HEREIN IS THE PROPRIETARY  
PROPERTY OF APPLE COMPUTER, INC. THE POSSESSOR  
AGREES TO THE FOLLOWING  
(I) TO MAINTAIN THE DOCUMENT IN CONFIDENCE  
(II) NOT TO REPRODUCE OR COPY IT  
(III) NOT TO REVEAL OR PUBLISH IT IN WHOLE OR PART

Apple Computer, Inc

SIZE	DRAWING NUMBER	REV.
D	051-0577	B
SCALE	SHT 26 OF 27	
NONE		



8

7

6

5

4

3

2

1

D

D

Version V13 --> rev D		5/16/97
Sheet 12	Pads change to U6 only	

Version V14 --> rev E		6/11/97
Sheet 2	Change C339 from 10µF to 100µF low ESR	
Sheet 16	Change R363 from 10 to 100	
	Change C385 0.1µF to 1.0µF	
	Add C449 22µF in parallel to C385	
Sheet 20	Change C100 from 100µF to 100µF low ESR	
	Add more vias to the input of regulator	

C

C

B

B

A

A

ECS CAD GENERATED

NOTICE OF PROPRIETARY PROPERTY  
THE INFORMATION CONTAINED HEREIN IS THE PROPRIETARY  
PROPERTY OF APPLE COMPUTER, INC. THE POSSESSOR  
AGREES TO THE FOLLOWING  
(i) TO MAINTAIN THE DOCUMENT IN CONFIDENCE  
(ii) NOT TO REPRODUCE OR COPY IT  
(iii) NOT TO REVEAL OR PUBLISH IT IN WHOLE OR PART

Apple Computer, Inc	SIZE	DRAWING NUMBER	REV.
	D	051-0577	B
	SCALE		
	NONE	SHT 27 OF 27	

8

7

6

5

4

3

2

1